



# media '23 guide

Pensacola Blue Wahoos

## TABLE OF CONTENTS

2	Franchise & Stadium Information
3	Staff Directory
4-5	Blue Wahoos Ownership
6	Admiral Fetterman Field
7	Stadium Updates
8-9	In The Community
10-11	Media Information & Policies
12	Media Relations Staff
13-16	Coaching Staff
17	2022 Statistics
18-39	Player Bios
40-41	Miami Marlins
42	Marlins Top Prospects
43	Marlins Draft Picks
44	Jacksonville Jumbo Shrimp
45	Beloit Sky Carp
46	Jupiter Hammerheads
47-53	The Southern League
54	Postseason History
55	History & Records
56-57	Team Stats By Year
58-59	Performances of Note
60-61	Single-Season Batting Records
62-63	Single-Season Pitching Records
64	Career Batting Records
65	Career Pitching Records
66	Team Miscellaneous Statistics
67	Road To The Show & All-Stars
68-70	All-Time Roster

The Pensacola Blue Wahoos Media Guide was written and edited by Daniel Venn and Erik Bremer. Images within are courtesy of the Miami Marlins, Daniel Venn, Nino Mendez, Stacy Bizjak, and assorted Minor League teams. Information contained within is accurate as of April 5, 2023.



## 2023 MEDIA GUIDE



## DOUBLE-A AFFILIATE MIAMI MARLINS





# 2023 Pensacola Blue Wahoos Media Guide

## PENSACOLA BLUE WAHOOS



351 W. Cedar Street  
Pensacola, FL 32502  
(850) 934-8444  
BlueWahoos.com

**Mission:** To improve the quality of life for the people living in Pensacola.

**Vision:** To make Pensacola the greatest place to live in the world.

**Values:** Teamwork, respect, integrity, generosity, learning, meaningful work, reward and recognition.

**Established:** 2012

**Leagues:** Southern League (2012-2019, 2022-present); Double-A South (2021)

**Level:** Double-A

**Affiliation:** Miami Marlins (2021-Present)

Minnesota Twins (2019), Cincinnati Reds (2012-2018)

**Ballpark:** Blue Wahoos Stadium

**Built:** 2012

**Capacity:** 5,038

**Dimensions:** L-342, C-400, R-333

**Game Times:** M-F-6:35 PM, Sat-6:05 PM, Sun-4:05 PM

**Gates Open:** One (1) hour before first pitch

**2022 Net Promoter Score (-100-+100):** +90.1

**Championships:** 2017\*, 2022 (\*co-championship)

**Playoff Appearances:** 2015, 2016, 2017, 2018, 2019, 2022

**Division Titles:** 2015 Second Half, 2016 First and Second Half, 2017 First Half, 2022 First Half

### Standings By Year

Year	First Half	Second Half	Season	%	Home	Road
2012	34-35 (3rd)	34-35 (3rd)	68-70 (4th)	.493	34-36	33-34
2013	25-44 (5th)	34-35 (4th)	59-79 (5th)	.428	28-40	38-39
2014	31-39 (5th)	29-41 (5th)	60-80 (5th)	.429	34-36	26-44
2015	24-43 (5th)	38-32 (1st)	63-75 (4th)	.457	35-36	28-39
2016	41-29 (1st)	40-30 (1st)	81-59 (1st)	.579	46-25	35-34
2017	40-30 (1st)	35-36 (4th)	74-66 (1st)	.529	42-28	32-38
2018	30-38 (3rd)	39-30 (2nd)	69-68 (2nd)	.504	37-33	32-35
2019	38-32 (2nd)	38-31 (3rd)	76-63 (2nd)	.547	45-25	31-38
2021	--	--	57-54 (3rd)	.514	33-27	24-27
2022	35-29 (1st)	33-34 (T-2nd)	68-63 (2nd)	.519	40-29	28-34

### Attendance By Year

Year	Total	Rank	Openings	Average	Rank
2012	318,147	1st	68	4,124	1st
2013	307,094	2nd	66	4,653	2nd
2014	311,687	2nd	70	4,453	3rd
2015	305,063	2nd	69	4,421	2nd
2016	302,340	2nd	70	4,319	2nd
2017	298,108	4th	69	4,320	4th
2018	300,002	4th	69	4,348	4th
2019	296,095	3rd	68	4,354	3rd
2021	235,948	3rd	58	4,068	4th
2022	281,972	3rd	67	4,209	3rd

### AWARDS & HONORS

#### Organization of the Year

Southern League  
2012, 2015, 2016, 2018

#### Community Service Award

Southern League/Double-A South  
2013, 2016, 2017, 2018, 2021

#### Golden Bobblehead

Minor League Baseball  
2020 Best Overall  
2020 Best Promotion

#### Ballpark of the Year

Southern League  
2012, 2013, 2016

#### Groundskeeper of the Year

Southern League  
2013, 2014, 2015, 2016, 2017

#### Woman of Excellence

Southern League  
2017-Donna Kirby  
2018-Amber McClure

#### Broadcaster of the Year

Tommy Thrall  
2015

#### Best New Concessions

Ballpark Digest  
2019

#### Best New Food Item

Ballpark Digest  
2019

#### Best View In Double-A

Minor League Baseball  
2018

#### AA Organization of the Year

Baseball America  
2016, 2020

#### Best Double-A Ballpark

Ballpark Digest  
2016, 2020

#### Home Field Advantage Award

Esurance  
2016

#### Best Experience, Double-A

Ballpark Digest  
2013, 2014, 2015

#### Best Seat In The House

Minor League Baseball  
2015

#### Best Minor League Experience

Stadium Journey  
2013

#### Organization of the Year

Ballpark Digest  
2012



## FRONT OFFICE STAFF

Principal Owners.....	Quint & Rishy Studer
President.....	Jonathan Griffith
Executive Vice President / General Manager.....	Steve Brice
Vice President, Experience.....	Donna Kirby
Administrative Assistant.....	Pamela Ward
Chief Financial Officer.....	Kathy Cadwell
Controller.....	Amanda Waite
Accounts Payable Coordinator.....	Lea Howard
Box Office and Ticket Sales Manager.....	Brandon Miller
Season Ticket Concierge.....	Ryan O'Callaghan
Corporate Sales Executive.....	Tyler Johnson
Group Sales Executive.....	Tori Perkins
Group Sales Executive.....	Steven Unser
Group Sales Executive.....	Emily Mann
Event Sales Manager.....	Shannon Reeves
Vice President, Creative and Communications.....	Anthony Aspenson
Manager of Broadcasting and Media Relations.....	Erik Bremer
Senior Writer.....	Bill Vilona
Facilities Manager.....	Mike Fitzpatrick
Facilities Coordinator.....	Mike Crenshaw
Head Groundskeeper.....	Scotty Atkins
General Manager, Food and Beverage.....	Eric Kroll
Food and Beverage Manager.....	Kylie Dykes
Food and Beverage Manager.....	Annah Lewis
Executive Chef.....	Travis Wilson
Executive Sous Chef.....	Carl Sackman
Warehouse Manager.....	Pasqual Burgess

All front office staff can be reached by email at [firstinitiallastname@bluewahoos.com](mailto:firstname.lastname@bluewahoos.com).

Example: Bill Vilona- [BVilona@bluewahoos.com](mailto:BVilona@bluewahoos.com)

## PRESS BOX STAFF

Official Scorer.....	Craig Cooper
Official Scorer.....	Don Burns
Stringer.....	Thom Watson
Scoreboard Operator.....	Wayne Smith
Scout Concierge.....	Kevin Saucier





## 2023 Pensacola Blue Wahoos Media Guide



### QUINT STUDER

PRINCIPAL OWNER

Quint and his wife, Rishy, moved to Pensacola in 1996 and have been investing in the city's future since. A titan in the field of healthcare, he headquartered Studer Group before devoting his career to philanthropy and community building. The Studers have played an integral role in the re-invigoration of downtown Pensacola, building Blue Wahoos Stadium and Studer Children's Hospital and opening numerous businesses including the Bodacious Shops and Bubba's Sweet Spot on historic Palafox Street.

The Studers began their journey in baseball in 2002 with the purchase of the independent Pensacola Pelicans. Over the next seven years, they guided the team through multiple league changes and began construction on a downtown waterfront ballpark. In 2010, the Studers purchased the Carolina Mudcats Double-A franchise and moved them to Pensacola, re-naming them the Blue Wahoos.

Today, Studer is a best-selling author in both business and health care fields, and leads the Studer Community Institute, Studer Foundation, Studer Properties, Vibrant Communities, and the EntreCon and CivicCon conferences while continuing to invest in Pensacola.



### RISHY STUDER

PRINCIPAL OWNER

Born and raised in Chicago as the fourth of six children, Rishy Studer quickly learned the meaning of sharing and giving, which she has carried throughout her life. Her mother was a school teacher in the Chicago public school system for more than 30 years. She attended the University of Wisconsin-Whitewater, the same alma mater as her husband, meeting post-graduation while both were working in nearby Janesville, WI. The couple has been married for 36 years and has five children and seven grandchildren. When the Studers moved to Pensacola, Rishy began working at the gift shop at Baptist Hospital where her husband was president and helped transport patients to Gulf Breeze Hospital. Upon formation of the Studer Group in 2000, Rishy handled finances and hiring for the company until 2010. She created the Bodacious Shops on Palafox and Main Street in downtown Pensacola and a similar brand of shops in Janesville. She serves as CEO of the businesses within that group. She also created the Five Sisters Blues Café on Belmont-DeVilliers Street and helped direct the Southtowne Apartments. Rishy also directs the Studer Foundation and the hundreds of benefactors of the organization.



### JOHN LIST

MINORITY OWNER

John is an economist at the University of Chicago, recognized for his pioneering contributions to the field of economics. The author of over 200 academic publications, List served on the President's Council of Economic Advisors as a Senior Economist from 2002-2003 and has been elected to the American Academy of Arts and Sciences. He was a finalist for the Nobel Prize in economics in 2015 and is co-founder of the Thirty Million Words Center for Early Learning with Dana Suskind.



## MINORITY OWNER

**BUBBA WATSON**

Growing up in the small community of Bagdad, FL, Bubba learned to play golf at a young age from his father, Gerry, who provided a cut-down club so his son could play in the backyard. Without ever taking formal lessons or having a golf coach, he rose to become one of the most remarkable success stories in professional golf history. After playing for Milton High School, where he followed fellow grads and eventual PGA Tour pros Boo Weekley and Heath Slocum, Watson turned pro in 2002 following graduation from the University of Georgia and qualified for the PGA Tour in 2006. He catapulted into world golf fame by winning the Masters Tournament in 2012 and 2014. Those major championships are part of 12 PGA Tour wins and 14 overall professional tournament titles for Watson. As one of the few left-handed golfers on the PGA Tour, Bubba has dazzled with his booming tee shots and imaginative shot-making skills. In 2014, Bubba and his wife, Angie, founded the Bubba Watson Foundation to improve and enhance their efforts to assist those in need. Since returning to Pensacola with his family, Bubba has invested heavily in the community, opening Bubba's Sweet Spot downtown, donating generously to the Studer Family Children's Hospital, and becoming a part-owner of the Blue Wahoos with business partner Randall Wells.



## MINORITY OWNER

**DERRICK BROOKS**

Born and raised in Pensacola, Derrick went from youth football with the Pensacola Baby Rattlers to becoming a national High School All-American at Booker T. Washington. He was a two-time All-American linebacker at Florida State before being selected in the first round of the 1995 NFL Draft by the Tampa Bay Buccaneers. In 14 seasons, he was an 11-time NFL Pro Bowl selection and helping lead Tampa Bay to a Super Bowl title in 2003. He was chosen on first ballot to the Pro Football Hall of Fame in 2014 and is one of just 13 outside linebackers in NFL history to reach the Hall of Fame. He was recently named among the 100 greatest NFL players for the NFL's celebration of its 100th season. Since retiring in 2009, Brooks has made an equal name in the worlds of business and philanthropy. Through Derrick Brooks Charities, he has worked to reach socioeconomically challenged children in Tampa Bay with his Brooks Bunch Academies, Youth Programs, and Rites of Passage. He co-founded the Studer/55 Community Athletics program, bringing NFL Flag Football to Pensacola, and joined the Blue Wahoos as a minority owner in 2018.



## MINORITY OWNER

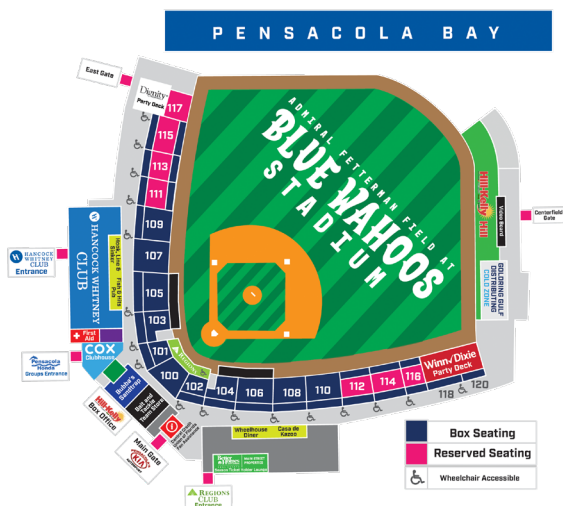
**DANA SUSKIND**

A professor of Surgery and Pediatrics at the University of Chicago Medical Center, Dana is the co-founder and co-director of the Thirty Million Words Center for Early Learning. She is a popular author and the recipient of numerous awards including the 2017 Weizmann Women for Science and Vision and Impact Award. The founder of UChicago's Pediatric Hearing Loss and Cochlear Implant program, she is devoted to treating children born with hearing loss.





## ADMIRAL FETTERMAN FIELD AT BLUE WAHOOS STADIUM



On September 23, 2015, the field at Blue Wahoos Stadium was officially renamed Admiral Jack Fetterman Field to honor the memory of Fetterman, a three-star Vice Admiral in the U.S. Navy who retired in Pensacola and became a prominent civic leader, dedicating himself, alongside his wife Nancy, to preserving Pensacola's history.

A Pennsylvania native, Fetterman graduated from college in 1954 and enlisted in the U.S. Navy. He made his first trip to Pensacola soon after to attend the Aviation Officer Candidate School at Naval Air Station Pensacola.

He rose in rank and was appointed Rear Admiral and then Vice Admiral, assuming command duties of the U.S. Naval Air Force Pacific Fleet in San Diego, a capacity he served in until 1990.

In 1991, Fetterman returned to Pensacola where his Naval career began and assumed duties as Chief of Naval Education and Training before retiring from active duty in 1993. During his illustrious Naval career, he formulated and produced the Core Values Training program, earning him the title of "Father of Navy Ethics."

He then became president and CEO of the National Naval Aviation Museum at NAS-Pensacola. Under his leadership, the museum grew in capacity and scope, making the facility one of the largest air and space museums in the world.

In addition to his work at NAS-Pensacola and in other U.S. Navy positions, Fetterman served his community in roles that included Chairman of the Pensacola Mayor Community Core Values Board and Chairman of the Pensacola Chamber of Commerce.







## STADIUM UPDATES

Prior to the 2019 season, the Blue Wahoos invested over a half-million dollars in improvements to Blue Wahoos Stadium, most notably by transforming their traditional concession stands into a series of restaurant-style, themed concession storefronts that drove industry-leading Net Promoter Scores for the team and took home Ballpark Digest's Best New Concessions Experience award.

Leading up to the 2020 season, the Blue Wahoos continued to invest in their ballpark, dramatically enhancing player amenities and fan safety including adding 250 feet of expanded protective netting and adding \$500,000 in renovations to the home clubhouse area. Player amenity renovations included expanding the clubhouse by 15 feet, all-new lockers, furniture, and carpet, transitioning a family waiting room into a dual-purpose dining room and classroom, and building a strength coach's office inside the weight room.

In advance of the 2022 season, additional significant investments were made in Blue Wahoos Stadium to ensure the ballpark is compliant with Major League Baseball facility standards and requirements for Minor League stadiums.

The playing surface at Blue Wahoos Stadium was transitioned from natural grass to synthetic field turf before the 2022 season. The Field Turf synthetic grass maintains the look and feel of natural grass while bringing the stadium into alignment with MLB facility standards and allowing Marlins prospects to prepare for the Major Leagues on a playing surface nearly identical to the synthetic field at loanDepot park in Miami.

Blue Wahoos Stadium was brighter than ever in 2022 thanks to newly-installed Musco LED stadium lights. The new lighting system improves visibility for players, fulfills MLB facility requirements, and offers the team the ability to add multi-colored lighting shows to fans at games and events.

As part of the team's 10-year beverage contract with Pepsi, the Blue Wahoos and Pepsi partnered to construct the Pepsi Pirate Deck in the centerfield seating area at Blue Wahoos Stadium. The 875-square-foot ship-themed party deck has capacity for approximately 50 fans on game days. Construction of the deck itself will be completed by Hanto & Clarke with local Mardi Gras krewes collaborating on the pirate ship façade.





# 2023 Pensacola Blue Wahoos Media Guide

## IN THE COMMUNITY



The mission of the Pensacola Blue Wahoos is to improve the quality of life in their local community. Each season, the team's staff and players participate in a robust community service program, making a profound difference in the lives of thousands across northwest Florida. For their efforts, the Blue Wahoos have won the Southern League Community Service Award five times as a franchise.



## KAZOO'S READING PROGRAM

Kazoo's Reading Program reached thousands of elementary school students in local schools prior to the 2023 season, encouraging and rewarding literacy skills. During the course of the program, each school received a personal visit from Kazoo and participating students were given Blue Wahoos bookmarks. Students who read four or more books were rewarded with a free ticket to a Blue Wahoos game.



## CHARITABLE DONATIONS

The Blue Wahoos made regular donations to local non-profits during the 2022 season. Beyond direct contributions, the team invites local non-profit organizations to fundraise at the stadium on a nightly basis through the team's concessions and parking programs as well as their 50/50 Raffle.



## HOME RUN FOR LIFE

Each month, the Blue Wahoos partner with Sacred Heart Hospital to grant a local child battling severe medical issues an inspirational Home Run For Life at Blue Wahoos Stadium. During the ceremony, the game is paused midway to allow the participant to take a home run trot around the bases and high five the full roster of both teams while their story is told to the fans. Since 2013, more than three dozen children have participated, raising awareness for Sacred Heart's pediatric specialty care.



## NPO FUNDRAISING

In addition to their standard in-stadium fundraising, the Blue Wahoos offer local non-profits opportunities to raise money through volunteer opportunities in the concessions at Blue Wahoos Stadium. Local charities joined Blue Wahoos staff to serve fans and customers at the ballpark during the 2022 season.



## BRAIN BAG INITIATIVE

The Blue Wahoos implemented a new fundraising system in their box office in 2019, allowing fans to donate a portion of their ticket purchase to the Studer Community Institute to support their Brain Bag Initiative, raising \$1,500. Each year, 5,000 new mothers in Escambia County receive an early literacy gift bag from SCl that includes educational resources to help develop their child's brain before they become school-age, significantly improving the child's educational outcomes later in life.



## FIELD RENOVATION

Each season, the Blue Wahoos partner with Waste Management to provide a full field renovation to a local ballpark. In 2022 Blue Wahoos staff renovated two local youth baseball fields in downtown Pensacola, helping ensure youth athletes have great places to play in the community.



## BASEBALL CAMPS

Blue Wahoos players and coaches offered professional instruction to local youth baseball players at four baseball camps during the 2022 season. In addition, the Blue Wahoos partnered with Studer55 to bring coaching seminars to the ballpark in 2022, helping educate local coaches on positive coaching best practices.







## MEDIA INFORMATION

### Credentials

Full-season media credentials are issued to legitimate news-gathering organizations that frequently cover the Blue Wahoos throughout the season. Applications are available through the Blue Wahoos media relations department. All working media members must adhere to Blue Wahoos media relations and Blue Wahoos Stadium regulations while working at the stadium.

Single-game media credentials are issued to legitimate news-gathering organizations who cover the Blue Wahoos on a limited basis. Applications are available through the Blue Wahoos media department. All single-game credential requests are reviewed and granted on a case-by-case basis and must be submitted at least 24 hours in advance. Single-game credentials will be available for pick-up with the receptionist in the front office at Blue Wahoos Stadium.

Credentialed media members must still submit interview requests to the Blue Wahoos media relations department before approaching players, coaches, or staff for interviews. Credentials must be worn visibly at all times in the stadium and are non-transferable.

### Clubhouse Access

The clubhouses at Blue Wahoos Stadium are closed to the media at all times. Pre-game interviews with Blue Wahoos players and coaches can be arranged through the Blue Wahoos media department. Following each game, Blue Wahoos media relations staff will meet working media members in the first base tunnel and help fulfill post-game interview requests.

### Visiting Team Interview Requests

The visiting clubhouse at Blue Wahoos Stadium is closed to the media at all times without prior permission from the visiting team's media relations staff. Interview requests for visiting players and coaches should be directed to the Blue Wahoos media relations staff who will coordinate with that team's media relations department to fulfill the request.

### Pre-Game Field Access

Credentialed members of the media may be present on the foul territory warning track during Blue Wahoos batting practice. Media members may attend visiting team batting practice with permission from that team's media relations staff. Field access leading up to the game for content such as ceremonial first pitches should be arranged with Blue Wahoos media relations staff.

### Dugouts

Media members should not enter the first or third base dugout while players or coaches are present. Field access is available through the tunnel on the home base side of each dugout.

### Press Box

The press box at Blue Wahoos Stadium can be accessed by credentialed media members using the concourse stairwell next to the Bait & Tackle Store behind home plate or by the elevator in the front office lobby (third floor). Space in the press box is limited and is shared with Blue Wahoos broadcast staff and Southern League gameday staff. Game information and wireless internet is provided in the press box. The press box is a working environment for both the media and Blue Wahoos staff; no cheering is allowed at any point by media members in the press box or in other areas of the stadium.

### Online Press Resources

The Blue Wahoos online press box can be accessed at [BlueWahoos.com/Media](http://BlueWahoos.com/Media). During the season, the page is updated daily with game notes, roster moves, and pertinent media information. Press releases, interview transcriptions, game photography, Blue Wahoos programs, and a web version of this media guide are also housed on the site.



### Photographers/Videographers

Media members with photography credentials may utilize the camera well at the outfield end of each dugout before and during games. Space is limited in each area and all photographers/videographers must accommodate Blue Wahoos grounds crew and broadcast staff who also utilize the area. Stationary platforms for video cameras on the concourse may be arranged with advance notice. No photographers are permitted on the field during game play. Posed photo requests with Blue Wahoos players and coaches must be authorized in advanced by Blue Wahoos media relations staff. Requests for photographs from the Blue Wahoos can be made through the Blue Wahoos media department.

### Media Meal

Credentialed media members and scouts are invited to enjoy a complimentary catered meal in the Better Homes & Gardens Mainstreet Properties Lounge in the first base tunnel when working at Blue Wahoos Stadium. Media food is served at the back of the room. Please be respectful of limited food quantities when serving yourself and of Blue Wahoos Season Ticket Members accessing the lounge. Credentials will be checked before access to the lounge is granted.

### Game Notes

Game notes, rosters, lineups, and other pertinent information is available in the press box at each game. Media information is also posted on the Blue Wahoos online press box prior to each game at [BlueWahoos.com/Media](http://BlueWahoos.com/Media).

### Media Distribution List

To be added to the Blue Wahoos media distribution list, please contact Blue Wahoos media relations staff.

### Pre-Game Schedule

#### Monday-Friday

3:30-3:45 Blue Wahoos Fielding  
 3:45-4:45 Blue Wahoos Batting Practice  
 4:45-5:45 Visiting Team Batting Practice  
 5:45-6:00 Visiting Team Fielding  
 6:00-6:15 Field Preparation  
 6:35 First Pitch

#### Saturday

3:00-3:15 Blue Wahoos Fielding  
 3:15-4:15 Blue Wahoos Batting Practice  
 4:15-5:15 Visiting Team Batting Practice  
 5:15-5:30 Visiting Team Fielding  
 5:30-5:45 Field Preparation  
 6:05 First Pitch

#### Sunday

1:00-1:15 Blue Wahoos Fielding  
 1:15-2:15 Blue Wahoos Batting Practice  
 2:15-3:15 Visiting Team Batting Practice  
 3:15-3:30 Visiting Team Fielding  
 3:30-3:45 Field Preparation  
 4:05 First Pitch

### Parking

Credentialed media receive free parking in the main Blue Wahoos Stadium lot.

### Media Meal

Media are invited to visit the Season Ticket Member Lounge on the ground level on the first base side of the stadium, where a media meal is served nightly.

## MEDIA RELATIONS STAFF



### Erik Bremer-Manager of Broadcasting and Media Relations

Email: ebremer@bluewahoos.com

Office: (850) 934-8444 (ext. 211)

Erik joined the Blue Wahoos in February 2022 as the team's play-by-play voice after previous stops with the Biloxi Shuckers, Colorado Springs Sky Sox, Potomac Nationals and Fredericksburg Nationals. In addition to his time at every full-season level of the minors, he has broadcast games in the Cape Cod Baseball League and the Australian Baseball League. Erik broadcasts all Blue Wahoos home and road games on ESPN Pensacola, traveling with the team throughout the season to share the team's stories with our fans. He also plays a central role in the team's media relations efforts and contributes on social media. In the offseason, Erik serves as the television broadcaster for the Pensacola Ice Flyers.



### Bill Vilona-Senior Writer

Email: bvilona@bluewahoos.com

Office: (850) 934-8444 (ext. 211) Cell: (850) 525-5725

Bill Vilona joined the Blue Wahoos in January 2019 after a 32-year career at the Pensacola News Journal. A member of both the Pensacola Sports and University of West Florida Hall of Fames, Bill covered Florida State University athletics for over two decades for both the News Journal and the USA Today Network. He has covered every major sporting event including the Olympics, the World Cup, the NCAA Final Four, six Masters Tournaments, and the Super Bowl. He is responsible for covering all Blue Wahoos games for the Blue Wahoos website and assisting with media coverage at the ballpark for Blue Wahoos and non-baseball events.



### Nino Mendez-Photographer

Nino Mendez has covered Blue Wahoos games as the team's photographer since 2019. A Spanish professor at Pensacola Christian College, Nino is an active wedding, real estate, and landscape photographer in the community. He can be contacted and his portfolio is available at NinoMendez.Smugmug.com.

### BROADCAST INFO



#### PRODUCTION

Blue Wahoos Baseball Network films, records, and produces all Blue Wahoos radio and television broadcasts.



#### ONLINE

All Blue Wahoos home games are broadcast in HD live on MiLB.TV, available with subscription on computer, tablet, and mobile.



#### INTERNET RADIO

All Blue Wahoos games are available live on the MiLB First Pitch App and BlueWahoos.com.



#### TELEVISION

All Blue Wahoos games are available on the Bally Live app, with select broadcasts available on partner-owned WFG MyTV 35.

### BROADCASTER HISTORY

**2012** Tommy Thrall, Andrew Green

**2013** Tommy Thrall, Kevin Burke

**2014** Tommy Thrall, Joey Truncale

**2015** Tommy Thrall, Travis Mattair

**2016** Tommy Thrall, Matt Schumacker

**2017** Tommy Thrall, Chris Garagiola

**2018** Tommy Thrall, Chris Garagiola

**2019** Chris Garagiola

**2021** Chris Garagiola

**2022** Erik Bremer

**2023** Erik Bremer





# COACHING STAFF



## MANAGER

# KEVIN RANDEL



Born: June 11, 1981

Coaching Career: 12 Seasons (2010-2022)

Playing Career: 8 Seasons (2002-2009)

Home: Anaheim, CA

Managing Career: 7 Seasons (2015-2022)

Winning Percentage: .476 (444-489)

Entering his 21st season in the Marlins organization, having spent 8 seasons as a player and 12 as a coach... attended Riverside Community College and California State University, Long Beach...drafted by the Chicago Cubs in the 48th round of the 2001 Draft, did not sign...drafted by the Marlins in the 13th round of the 2002 Draft...hit .267/.374/.439 with 83 home runs in eight MiLB seasons as an infielder...played final season in 2009...became hitting coach for Greensboro in 2010-2011...moved to Double-A Jacksonville Suns from 2012-2014 in same role... returned to Greensboro in 2015 to become their manager...moved up to High-A Jupiter in 2017-2018...joined Double-A ranks as a manager in 2019...avid Crossfit devotee...prefers nickname "Smoke".

### MANAGERIAL RECORD

Year	Team	Level	League	Record	Finish
2015	Greensboro	A	South Atlantic	51-88	14th
2016	Greensboro	A	South Atlantic	65-75	12th
2017	Jupiter Hammerheads	A+	Florida State	67-68	7th
2018	Jupiter Hammerheads	A+	Florida State	70-64	5th
2019	Jacksonville	AA	Southern	66-77	5th
2021	Pensacola	AA	Southern	57-54	5th
2022	Pensacola	AA	Southern	68-63	2nd

### PLAYING CAREER

Year	Team	G	AB	R	H	2B	3B	HR	RBI	BB	K	SB	CS	AVG	OBP	SLG
1996	GCL (R)	19	70	16	25	5	1	0	4	9	4	7	3	.357	.430	.457
	FTM (A+)	16	56	10	11	2	1	0	5	4	13	1	4	.196	.274	.268
1997	ELZ (R)	55	211	43	59	12	0	4	34	26	44	7	5	.280	.366	.393
1998	FW (A)	119	422	61	110	18	3	5	55	59	75	17	10	.261	.351	.353
1999	FTM (A+)	27	86	9	19	3	0	0	6	7	15	4	0	.221	.287	.256
2000	FTM (A+)	79	265	29	59	6	1	0	20	28	37	8	2	.223	.308	.253
2001	NB (AA)	60	136	17	25	6	2	1	3	14	30	5	0	.184	.265	.279
2002	EDM (AAA)	28	50	7	9	4	0	0	3	2	17	2	0	.180	.222	.260
	NB (AA)	2	5	1	1	0	0	0	0	0	2	0	0	.200	.200	.200
Career		405	1301	193	318	56	8	10	130	149	237	51	24	.244	.328	.323



## **Kevin Randel** Manager

Kevin Randel has coached in the Marlins organization since 2010. A 13th round selection in the 2002 MLB Draft, Randel played eight seasons in the Marlins farm system, reaching the Triple-A level. After retiring following the 2009 season, he quickly transitioned into coaching in the Marlins organization. From 2010-2014, he served as a hitting coach before becoming a manager in 2015. Since, he's racked up over 300 wins managing at the A, A+, and AA levels.

## **Matt Snyder** Hitting Coach

Matt Snyder comes to Pensacola after two successful seasons as the hitting coach in High-A Beloit. A 10th round selection in the 2012 MLB Draft by the New York Yankees, Snyder played professionally through the 2019 season with Triple-A New Orleans in the Marlins organization. The three-time Minor League All-Star was named the Marlins Player Development Staff Member of the Year following the 2022 season.

## **Dave Eiland** Pitching Coach

Dave Eiland helped guide Pensacola's staff to a Southern League championship in his first year as pitching coach in 2022. After pitching in the Major Leagues for 10 seasons with the Yankees, Padres, and Devil Rays, Eiland won World Series rings as a pitching coach with the Yankees (2009) and Royals (2015) during a career as an MLB coach that stretched from 2008-2019.

## **Danny Black** Defensive Coach

Danny Black joins the Blue Wahoos for his first season in 2023. He played six seasons in the Marlins minor league system from 2010 to 2015, including parts of four seasons for Double-A Jacksonville in the Southern League and parts of two seasons with Triple-A New Orleans. He began his coaching career in 2018 and has served in various roles since, including as an assistant coach for Advanced-A Jupiter from 2018-2019 and as a defensive coach for Triple-A Jacksonville and the FCL Marlins in 2022.

## **Seth Gregorich** Strength and Conditioning Coach

Seth Gregorich joins the Blue Wahoos for his first season in 2023 after serving as the strength and conditioning coach for High-A Beloit in 2022. He previously worked in similar capacities in the Detroit Tigers, Philadelphia Phillies and New York Mets organizations. A graduate of Bellevue University with a bachelor's degree in health and human performance and a minor in coaching, he holds his CSCS and RSCC certifications.

## **Melissa Hampton** Athletic Trainer

Melissa Hampton returns to the Blue Wahoos coaching staff in 2023 for a second season after serving as the athletic trainer for High-A Beloit in 2021. In 2018, she became the first woman to work on a field staff in the Marlins organization, serving as athletic trainer for the Gulf Coast League Marlins.





# 2023 Pensacola Blue Wahoos Media Guide

## FRANCHISE MANAGERIAL RECORDS

Manager	Years	Win/Loss	WPCT
Jim Riggleman	2012	68-70	.493
Delino DeShields	2013-2014	119-159	.428
Pat Kelly	2015-2017	218-200	.521
Jody Davis	2018	69-68	.504
Ramon Borrego	2019	76-63	.547
Kevin Randel	2021-2022	125-117	.517

## Previous Coaching Staffs

### 2022

Manager: Kevin Randel  
Hitting Coach: Scott Seabol  
Pitching Coach: Dave Eiland  
Defensive Coach: Frank Moore

### 2021

Manager: Kevin Randel  
Hitting Coach: Scott Seabol  
Pitching Coach: Tim Norton  
Defensive Coach: Jose Ceballos

### 2019

Manager: Ramon Borrego  
Hitting Coach: Steve Singleton  
Hitting Coach: Micheal Thomas  
Pitching Coach: Cibney Bello  
Pitching Coach: Justin Willard

### 2018

Manager: Jody Davis  
Pitching: Danny Darwin  
Hitting: Mike Devereaux  
Bench: Lenny Harris

### 2017

Manager: Pat Kelly  
Pitching: Danny Darwin  
Hitting: Gookie Dawkins  
Bench: Dick Schofield

### 2016

Manager: Pat Kelly  
Pitching: Danny Darwin  
Hitting: Alex Pelaez

### 2015

Manager: Pat Kelly  
Pitching: Jeff Fassero  
Hitting: Alex Pelaez

### 2014

Manager: Delino DeShields  
Pitching: Jeff Fassero  
Hitting: Alex Pelaez

### 2013

Manager: Delino DeShields  
Pitching: Tom Brown  
Hitting: Dick Schofield

### 2012

Manager: Jim Riggleman  
Pitching: Tom Brown  
Hitting: Tony Jaramillo

## Where Are They Now?

Ramon Borrego: Manager of the Wichita Wind Surge (Double-A, Minnesota)  
Steve Singleton: Assistant Coach for University of Texas Softball  
Cibney Bello: Pitching Coach for St. Paul Saints (Triple-A, Minnesota)  
Justin Willard: Pitching Coordinator in the Minnesota Twins system  
Micheal Thomas: Defense and Base Running Coordinator, Houston Astros  
Mike Devereaux: Hitting/Outfield/Base Running Coach at IMG Academy (Bradenton, FL)  
Pat Kelly: Manager of the Louisville Bats (Triple-A, Cincinnati)  
Alex Pelaez: Hitting Coach for the Louisville Bats (Triple-A, Cincinnati)  
Jim Riggleman: Special Advisor, Miami Marlins



## 2022 BLUE WAHOOS STATS

Player	G	AB	R	H	2B	3B	HR	RBI	TB	BB	K	SB	AVG	OBP	SLG
Aviles Jr., L	46	172	26	46	14	0	7	25	81	9	48	7	.267	.305	.471
Banfield, W	31	116	14	31	5	1	3	16	47	5	25	0	.267	.302	.405
Bradshaw, D	27	84	16	24	6	0	0	7	30	13	20	5	.286	.394	.357
Cantrelle, H	28	92	14	17	5	0	3	10	31	14	40	6	.185	.312	.337
Chavez, S	17	58	5	8	1	0	2	8	15	5	20	0	.138	.231	.259
Chiu, M	25	88	12	17	4	0	3	11	30	5	30	2	.193	.268	.341
Conine, G	118	414	55	89	15	2	24	74	180	74	183	1	.215	.337	.435
Devers, J	58	233	33	49	10	4	2	28	73	14	46	3	.210	.265	.313
Didder, R	77	286	42	69	8	1	10	28	109	27	83	22	.241	.339	.381
Encarnación, J	31	120	26	43	3	0	8	18	70	13	35	4	.358	.426	.583
Fletcher-Vance, C	106	395	40	96	20	0	4	43	128	28	67	2	.243	.300	.324
Gonzalez, N	55	202	25	52	10	0	9	44	89	23	47	2	.257	.341	.441
Hairston, D	26	80	7	18	5	0	0	11	23	6	28	1	.225	.287	.288
Hollins, B	66	221	26	51	8	0	2	21	65	18	57	3	.231	.310	.294
Johnston, T	85	329	42	96	20	1	10	49	148	32	71	3	.292	.360	.450
Jones, T	62	193	33	34	11	1	8	23	71	27	90	5	.176	.300	.368
McIntosh, P	90	318	66	82	25	1	13	51	148	55	75	10	.258	.379	.465
Mercado, J	10	34	5	6	0	1	0	2	8	3	12	1	.176	.300	.235
Mesa, VV	54	206	26	47	6	1	2	22	61	16	40	26	.228	.295	.296
Nuñez, N	38	142	22	37	6	0	0	14	43	24	36	21	.261	.371	.303
Orr, J	81	253	42	60	11	1	1	15	76	46	59	39	.237	.365	.300
Osborne, J	42	148	17	36	8	1	5	20	61	11	49	0	.243	.313	.412
Sims, D	29	85	13	27	9	0	1	14	39	12	27	5	.318	.422	.459
Soler, J	2	7	3	3	0	0	2	3	9	1	1	0	.429	.500	1.286
Pitcher	W	L	ERA	G	GS	SV	IP	H	R	ER	HR	HB	BB	K	AVG
Bender, A	0	0	4.50	3	0	0	2.0	3	1	1	0	0	1	2	.333
Bice, D	1	1	5.23	24	0	3	31.0	27	18	18	5	0	18	33	.233
Bugg, P	1	1	4.00	4	0	0	9.0	8	5	4	0	0	12	11	.235
Cabrera, E	0	0	0.00	2	2	0	6.0	0	0	0	0	0	1	8	.000
Eckberg, T	1	0	0.00	2	0	0	3.2	1	0	0	0	0	1	3	.083
Evans, J	1	0	1.59	7	0	0	11.1	5	3	2	0	1	10	12	.132
Fulton, D	1	1	2.57	4	3	0	21.0	9	9	6	2	1	7	30	.125
Garcia, R	0	0	0.00	2	0	0	4.2	1	0	0	0	1	0	4	.067
Hock, C	5	3	3.72	32	0	10	36.1	33	18	15	4	1	8	30	.231
Hoening, B	2	1	0.35	4	4	0	25.2	20	4	1	0	3	4	26	.211
Jozwiak, C	1	0	3.60	7	0	0	10.0	6	4	4	0	0	7	19	.171
King, Z	2	6	8.22	11	11	0	46.0	60	43	42	7	6	30	46	.317
Ladwig, A	0	1	3.27	4	2	0	11.0	10	5	4	1	0	4	10	.244
Ladwig, A	8	5	4.13	16	15	0	89.1	112	49	41	11	4	7	63	.304
Ladwig, A	8	6	4.04	20	17	0	100.1	122	54	45	12	4	11	73	.298
Leban, Z	1	3	6.40	21	0	0	32.1	28	24	23	6	6	16	42	.231
Lindgren, J	4	1	3.15	12	12	0	68.2	56	26	24	7	6	25	67	.225
Maldonado, A	3	3	3.67	27	0	1	41.2	33	19	17	8	5	15	58	.216
Martinez, R	2	1	3.15	14	0	1	20.0	18	10	7	3	3	8	25	.234
McCambley, Z	6	8	5.65	19	19	0	94.0	83	67	59	12	12	52	101	.237
McInvalle, A	2	3	7.13	22	2	1	35.1	37	30	28	4	3	24	36	.270
Mendez, J	0	0	1.50	3	0	0	6.0	5	1	1	0	1	1	5	.250
Mercedes, J	0	1	3.86	2	0	0	2.1	0	1	1	0	0	3	4	.000
Mincey, C	5	7	5.10	19	17	0	95.1	110	57	54	17	10	30	76	.291
Mitchell, B	1	0	4.95	4	4	0	20.0	21	16	11	2	2	6	17	.273
Mitzel, T	1	1	14.90	10	0	0	9.2	20	19	16	3	2	5	8	.444
Monteverde, P	1	0	4.99	6	6	0	30.2	37	18	17	5	1	6	32	.301
Nance, T	0	0	0.00	1	0	0	2.0	1	0	0	0	0	0	2	.167
Nardi, A	2	2	1.40	13	0	2	19.1	15	4	3	1	1	4	31	.214
Palacios, L	1	0	2.70	2	2	0	10.0	4	3	3	2	1	4	9	.121
Pérez, E	3	3	4.08	17	17	0	75.0	62	36	34	9	5	25	106	.223
Puckett, B	0	0	10.80	11	0	0	10.0	15	13	12	1	3	10	12	.341
Reynolds, S	2	0	5.11	24	0	4	24.2	22	16	14	3	2	10	27	.234
Roberson, J	2	6	7.26	28	2	2	31.0	35	30	25	4	0	23	37	.282
Roberson, J	0	1	0.00	3	0	0	2.2	4	4	0	0	0	2	2	.364
Roberson, J	2	7	6.68	31	2	2	33.2	39	34	25	4	0	25	39	.289
Rogers, T	0	0	6.75	2	2	0	8.0	10	7	6	2	0	0	11	.294
Simpson, J	5	2	3.88	40	0	2	55.2	31	24	24	5	4	29	89	.164
Soriano, G	0	2	3.10	8	6	0	29.0	25	15	10	2	5	17	36	.227
Stewart, W	1	1	4.23	6	5	0	27.2	24	14	13	3	3	9	22	.231
Villalobos, E	3	2	3.38	40	0	8	61.1	41	26	23	9	4	21	75	.193
Yacabonis, J	0	0	0.00	1	0	0	1.0	1	0	0	0	0	1	0	.333
Yan, J	2	4	4.89	38	4	2	57.0	49	36	31	3	7	47	88	.231
Zabala, A	0	0	12.00	3	0	0	3.0	6	4	4	0	1	3	4	.429



# PLAYERS



## CATCHER

## WILL BANFIELD

**Born:** November 18, 1999  
**HT:** 6'1" **WT:** 207  
**Acquired:** CB-B round, 2018 Draft

**Birthplace:** Lawrenceville, GA  
**School:** Brookwood HS (GA)  
**B/T:** R/R



Year	Team	G	AB	R	H	2B	3B	HR	RBI	BB	K	SB	CS	AVG	OBP	SLG	OPS
2018	2 Teams	39	130	12	31	8	1	3	17	11	43	0	1	.238	.308	.385	.693
2018	GCL Marlins (R)	24	82	7	21	8	1	0	13	7	28	0	1	.256	.330	.378	.708
2018	Greensboro (A)	15	48	5	10	0	0	3	4	4	15	0	0	.208	.269	.396	.665
2019	Clinton (A)	101	397	44	79	13	2	9	55	25	121	0	0	.199	.252	.310	.562
2021	Beloit (A+)	67	266	30	48	14	1	6	42	25	95	1	0	.180	.258	.308	.566
2022	2 Teams	102	385	43	86	18	2	11	52	16	93	1	1	.223	.258	.366	.624
2022	Beloit (A+)	71	269	29	55	13	1	8	36	11	68	1	1	.204	.239	.349	.588
2022	Pensacola (AA)	31	116	14	31	5	1	3	16	5	25	0	0	.267	.302	.405	.707
Career	Total	309	1178	129	244	53	6	29	166	77	352	2	2	.207	.262	.336	.598

**2023:** Invited to Marlins Spring Training for fourth straight year... **2022:** Began season with High-A Beloit before promotion on July 22...batted .297 in 27 games for Pensacola from July 29 through the end of the regular season...started all six playoff games in Pensacola's championship run, batting .320 and throwing out 5 of 6 base-stealers...**2021:** Ranked as top defensive catcher in Marlins system by Baseball America...entered season as Marlins #28 prospect on Baseball America's Top 30...placed on injured list August 12, and did not return before end of MiLB season...participated in Arizona Fall League, playing for league champion Mesa Solar Sox...hit .229/.333/.343 in 12 games in the AFL...**2020:** Participated in first major league spring training, and worked out at alternate site during COVID-shortened MLB season...**2019:** Threw out 43 of 94 base stealers at Class-A Clinton (46%), second most in the Midwest League and fifth most in all Minor Leagues...ranked second on team in RBI (55) behind teammate Peyton Burdick (59)...**2018:** Began career in GCL before promotion to Class-A Greensboro on August 7...**Professional:** Selected in the Competitive Balance "B" round, 69th overall, in the 2018 Draft...signed for \$1.8 million...ranked as the top high school catcher in the nation in 2018 by Perfect Game...was committed to Vanderbilt...**Personal:** Born William Frank Banfield...on Twitter @will\_banfield.



## INFIELDER

## JACOB BERRY

**Born:** May 5, 2001  
**HT:** 6'0" **WT:** 212  
**Acquired:** 1st round, 2022 Draft

**Birthplace:** Cortez, AZ  
**School:** Louisiana State  
**B/T:** S/R



Year	Team	G	AB	R	H	2B	3B	HR	RBI	BB	K	SB	CS	AVG	OBP	SLG	OPS
2022	2 Teams	37	141	20	35	7	0	3	26	14	29	1	1	.248	.343	.362	.705
2022	FCL Marlins (R)	4	16	1	2	0	0	0	2	1	6	0	0	.125	.222	.125	.347
2022	Jupiter (A)	33	125	19	33	7	0	3	24	13	23	1	1	.264	.358	.392	.750
Career	Total	37	141	20	35	7	0	3	26	14	29	1	1	.248	.343	.362	.705

**2023:** Enters season ranked the #2 prospect in the Marlins organization per MLB Pipeline, and #61 in all of baseball...**2022:** Joined Complex League for four games after being drafted...transferred to Class-A Jupiter on August 2, spending the rest of the season with the Hammerheads...**College:** Transferred to LSU after one season at Arizona...with the Tigers, was named a Golden Spikes award semifinalist and second-team All-American...played for USA Collegiate National Team...**Professional:** Selected by the Marlins in the 1st round (6th overall) of the 2022 Draft...signed for \$6 million...**Personal:** Attended Queen Creek HS in Queen Creek, Arizona...father, Perry, played at University of Southwestern Louisiana (now Louisiana Lafayette), and played four seasons in the Astros minor league season...became a switch-hitter at the age of 14 after taking successful at-bats from the left side...club coach at youth level was Jackie Tucker, father of Cole and Carson.





## RIGHT-HANDED PITCHER



# DYLAN BICE

**Born:** August 17, 1997

**HT:** 6'4" **WT:** 220

**Acquired:** MiLB Rule 5 (TEX), 2020

**Birthplace:** Ringgold, GA

**School:** Heritage HS (GA)

**B/T:** L/R

Year	Team	W	L	ERA	G	GS	CG	SHO	SV	SVO	IP	H	R	ER	HR	HB	BB	IBB	SO	WHIP	AVG
2016	AZL Rangers (R)	0	2	5.73	13	0	0	0	0	2	22.0	33	19	14	1	3	7	0	23	1.82	.337
2017	AZL Rangers (R)	1	2	4.58	10	6	0	0	0	0	39.1	31	22	20	2	1	21	0	40	1.32	.217
2018	AZL Rangers (R)	0	0	0.00	4	0	0	0	2	2	3.1	1	0	0	0	0	1	0	4	0.60	.091
2019	3 Teams	0	0	1.31	13	1	0	0	1	1	20.2	14	5	3	1	1	8	0	29	1.06	.189
2019	AZL Rangers (R)	0	0	0.00	3	1	0	0	0	0	4.0	2	2	0	0	0	2	0	8	1.00	.143
2019	Spokane (SS-A)	0	0	0.00	3	0	0	0	1	1	6.0	3	0	0	0	1	3	0	5	1.00	.150
2019	Hickory (A)	0	0	2.53	7	0	0	0	0	0	10.2	9	3	3	1	0	3	0	16	1.13	.225
2021	2 Teams	5	3	2.88	39	0	0	0	2	4	59.1	41	20	19	7	3	26	0	55	1.13	.194
2021	Beloit (A+)	0	0	0.00	3	0	0	0	0	0	4.2	1	0	0	0	0	3	0	6	0.86	.071
2021	Pensacola (AA)	5	3	3.13	36	0	0	0	2	4	54.2	40	20	19	7	3	23	0	49	1.15	.203
2022	Pensacola (AA)	1	1	5.23	24	0	0	0	3	4	31.0	27	18	18	5	0	18	0	33	1.45	.233
Career	Double-A	6	4	3.89	60	0	0	0	5	8	85.2	67	38	37	12	3	41	0	82	1.26	.214
Career	Total	7	8	3.79	103	7	0	0	8	13	175.2	147	84	74	16	8	81	0	184	1.30	.225

**2022:** Began season on Pensacola injured list, the first of four IL stints (4/7-4/28, 6/15-5/24, 7/17-7/28, 9/3-end of season)...allowed just one earned run over final 9 appearances (11.0 IP) from July 14-end of season...struck out six over 3.0 perfect frames, stranding placed runners in the 10th and 11th innings, in 13-12 win over Birmingham on August 14...elected free agency in November and re-signed with Miami...**2021:** Selected by the Marlins in MiLB Rule 5 Draft from Rangers in December of 2020...began season at High-A Beloit, throwing 4.2 scoreless innings...promoted to Double-A Pensacola on May 15...tied for team lead in appearances with 36 (Colton Hock)...threw most innings (54.2) of any Blue Wahoos reliever...held lowest opponent batting average (.203) of any Pensacola reliever with 30+ IP...ranked fourth in Double-A South in relief innings...allowed just one run over his final 10 appearances (14.0 IP) of season (August 11-September 14)...held best strand rate of any Marlins MiLB pitcher (40+ IP), stranding 83.1% of runners on base...**2019:** Played at three different levels in the Rangers organization, beginning in the Arizona League and reaching Class-A Hickory...**2018:** Made only four appearances in the AZL...**2016:** Made professional debut with the AZL Rangers...**Professional:** Selected by the Rangers in the 23rd round of the 2016 Draft...**Personal:** On Twitter @dylanbice2323.



## OUTFIELDER



# DAVIS BRADSHAW

**Born:** April 25, 1998

**HT:** 6'3" **WT:** 175

**Acquired:** 11th round, 2018 Draft

**Birthplace:** McLaurin, MS

**School:** Meridian CC (MS)

**B/T:** L/R

Year	Team	G	AB	R	H	2B	3B	HR	RBI	BB	K	SB	CS	AVG	OBP	SLG	OPS
2018	2 Teams	46	164	25	58	6	3	0	19	12	27	20	5	.354	.418	.427	.845
2018	GCL Marlins (R)	27	93	18	35	4	3	0	13	10	13	15	1	.376	.453	.484	.937
2018	Batavia (SS-A)	19	71	7	23	2	0	0	6	2	14	5	4	.324	.368	.352	.720
2019	Clinton (A)	63	225	27	58	7	2	0	16	8	44	6	3	.258	.304	.307	.611
2021	2 Teams	66	214	28	62	7	4	1	32	16	34	8	8	.290	.361	.374	.735
2021	Jupiter (A)	59	201	27	60	7	4	1	32	15	31	8	8	.299	.370	.388	.758
2021	Jacksonville (AAA)	7	13	1	2	0	0	0	0	1	3	0	0	.154	.214	.154	.368
2022	2 Teams	97	329	39	100	14	3	1	31	29	56	13	6	.304	.374	.374	.748
2022	Beloit (A+)	70	245	23	76	8	3	1	24	16	36	8	6	.310	.367	.380	.747
2022	Pensacola (AA)	27	84	16	24	6	0	0	7	13	20	5	0	.286	.394	.357	.751
Career	Double-A	27	84	16	24	6	0	0	7	13	20	5	0	.286	.394	.357	.751
Career	Total	175	603	80	178	20	9	1	67	36	105	34	16	.295	.356	.363	.719

**2022:** Began season with High-A Beloit...was leading the Midwest League, and all qualified Marlins minor leaguers, in batting average (.310) at time of promotion to Double-A Pensacola on August 2...played in all six Southern League playoff games, going 4-for-16 (.250) with a double and three RBI...**2021:** Began season with Low-A Jupiter before playing in seven games for Triple-A Jacksonville from May 27 to June 12...ranked second in Low-A Southeast in batting average (.299) among hitters with 200+ at-bats...struck out the fewest times (31) in the Low-A SE of any hitter with 200+ plate appearances...held lowest K% in Low-A SE (13.6%), lowest by any Marlins prospect in American Minor Leagues...overall .290 average was fifth-best by a Marlins prospect hitter (200+ PA)...**2019:** Joined Low-A Clinton on May 24 and spent entire season with the LumberKings...**2018:** Made professional debut with GCL Marlins before promotion to short-season Batavia on August 16...ranked second in Gulf Coast League in batting average (.376) among hitters with 100+ PA...**Amateur:** Batted .756 with a .797 on-base percentage as a senior at McLaurin (MS) High School...in lone season at Meridian Community College, batted .442/.523/.718 with eight home runs and 49 RBI in 52 games...Marlins also selected Meridian teammate Milton Smith Jr. in the 22nd round of the 2018 Draft...Cliff Lee and Corey Dickerson are the most notable Meridian players to achieve success in MLB...**Professional:** Originally selected by the Brewers in the 35th round of the 2017 Draft out of high school, but did not sign...signed in 2018 for a \$125,000 bonus...**Personal:** Born William Davis Bradshaw...on Twitter @DavisBradshaw.



## OUTFIELDER

# GRIFFIN CONINE

**Born:** July 11, 1997  
**HT:** 6'1" **WT:** 210  
**Acquired:** Trade (TOR), 2020

**Birthplace:** Plantation, FL  
**School:** Duke  
**B/T:** L/R



Year	Team	G	AB	R	H	2B	3B	HR	RBI	BB	K	SB	CS	AVG	OBP	SLG	OPS
2018	2 Teams	57	214	25	52	15	2	7	33	20	65	5	0	.243	.314	.430	.744
2018	Bluefield (R)	2	8	1	3	1	0	0	3	1	2	0	0	.375	.444	.500	.944
2018	Vancouver (SS-A)	55	206	24	49	14	2	7	30	19	63	5	0	.238	.309	.427	.736
2019	Lansing (A)	80	304	59	86	19	2	22	64	38	125	2	0	.283	.371	.576	.947
2021	2 Teams	108	394	63	86	11	2	36	84	58	185	3	1	.218	.330	.530	.860
2021	Beloit (A+)	66	235	45	58	7	2	23	59	46	103	3	0	.247	.382	.587	.969
2021	Pensacola (AA)	42	159	18	28	4	0	13	25	12	82	0	1	.176	.243	.447	.690
2022	Pensacola (AA)	118	414	55	89	15	2	24	74	74	183	1	1	.215	.337	.435	.772
Career	Double-A	160	573	73	117	19	2	37	99	86	265	1	2	.204	.312	.438	.750
Career	Total	363	1326	202	313	60	8	89	255	190	558	11	2	.236	.339	.495	.834

**2022:** Spent entire season at Pensacola...most single-season HR (24) and RBI (74) in Blue Wahoos history, also paced Marlins minor leaguers...37 career HR tied for 1st in Blue Wahoos history with Aristedes Aquino (2017-18)...**2021:** Began season in High-A Beloit before July 20 promotion to Double-A Pensacola...finished second in all of MiLB with 36 homers (M.J. Melendez-41-KCR)...named Beloit's team MVP by Marlins...36 home runs were sixth-most ever hit by a Marlins prospect in a single MiLB season...led Marlins system in HR and finished second in RBI (84)...led Double-A South in home runs (13) from date of his call-up (July 20) through end of season...**2020:** Traded from Toronto to Marlins as PTBNL in September trade that sent Jonathan Villar to Toronto...**2019:** Suspended for first 50 games of season (PED), but still led Midwest League in homers (22) and slugging percentage (.371) in Lansing...**Amateur:** Led the Cape Cod League with nine homers in 2017, and hit 18 more in 2018 season at Duke...**Professional:** Selected by the Marlins in the 31st round of the 2015 Draft, but did not sign...selected by the Blue Jays in the second round of the 2019 Draft, 52nd overall...signed for \$1.35 million...**Personal:** Born Griffin Riley Conine...attended Pine Crest HS in Ft. Lauderdale...majored in visual arts at Duke...son of "Mr. Marlin" Jeff Conine, who played 17 years in MLB including key roles on Florida's World Series teams in 1997 and 2003.



## INFIELDER

# JOSÉ DEVERS

**Born:** December 7, 1999  
**HT:** 6'0" **WT:** 174  
**Acquired:** Trade (NYY), December 2017

**Birthplace:** Samana, DR  
**School:** - -  
**B/T:** L/R



Year	Team	G	AB	R	H	2B	3B	HR	RBI	BB	K	SB	CS	AVG	OBP	SLG	OPS
2017	2 Teams	53	184	21	45	9	3	1	16	18	37	16	3	.245	.336	.342	.678
2017	GCL Yankees (R)	42	138	17	34	7	2	1	9	18	21	15	3	.246	.359	.348	.707
2018	2 Teams	87	345	47	94	12	4	0	26	16	49	13	6	.272	.313	.330	.643
2018	Greensboro (A)	85	337	46	92	12	4	0	24	15	49	13	6	.273	.313	.332	.645
2018	Jupiter (A+)	2	8	1	2	0	0	0	2	1	0	0	0	.250	.333	.250	.585
2019	3 Teams	47	177	25	57	8	2	0	7	14	26	8	1	.322	.391	.390	.781
2019	GCL Marlins (R)	11	40	7	11	3	1	0	2	4	4	3	1	.275	.370	.400	.770
2019	Clinton (A)	3	11	5	5	2	0	0	2	2	2	0	0	.455	.538	.636	1.174
2019	Jupiter (A+)	33	126	13	41	3	1	0	3	8	20	5	0	.325	.384	.365	.749
2021	Jacksonville (AAA)	12	39	4	9	1	1	0	3	1	5	0	0	.231	.250	.308	.558
2021	Miami (MLB)	21	41	7	10	3	0	0	5	3	11	0	0	.244	.304	.317	.621
2022	2 Teams	60	239	34	50	10	4	2	28	14	49	3	0	.209	.263	.310	.573
2022	Jupiter (A)	2	6	1	1	0	0	0	0	0	3	0	0	.167	.167	.167	.334
2022	Pensacola (AA)	58	233	33	49	10	4	2	28	14	46	3	0	.210	.265	.313	.578
Career	Minors	257	984	131	255	40	14	3	80	63	166	40	10	.259	.318	.337	.655
Career	MLB	21	41	7	10	3	0	0	5	3	11	0	0	.244	.304	.317	.621

**2022:** Began season on Marlins injured list with right shoulder impingement...sent on rehab assignment to Class-A Jupiter on May 12...joined Double-A Pensacola on May 16...placed on injured list on September 8-end of season...outrighted off Miami's 40-man roster in November...**2021:** Entered the season ranked as the #10 prospect in the Marlins system by Baseball America...promoted to Miami from the Alternate Training Site on April 22...made Major League debut on April 24 at San Francisco...recorded first MLB hit on May 2 at Washington, a single off Max Scherzer...optioned to Triple-A Jacksonville on May 8...played nine games for Jacksonville before being recalled to Miami on May 23...recorded first multi-hit game at MLB level on May 26 against Philadelphia, going 2-3...placed on injured list on June 14 (shoulder)...sent to Jacksonville on rehab assignment on July 3...played three games before being placed on 60-day injured list (shoulder) on July 20, ending his season...**2019:** Hit .322 in 47 games across three levels...played for Salt River in the Arizona Fall League...**2018:** Named Marlins Organizational All-Star...**Professional:** Acquired by the Marlins with IF Starlin Castro and RHP Jorge Guzman from Yankees in exchange for OF Giancarlo Stanton in December 2017.



## RIGHT-HANDED PITCHER



# TYLER ECKBERG

**Born:** September 4, 1997

**HT:** 6'4" **WT:** 220

**Acquired:** MiLB free agent, 2021

**Birthplace:** Arlington Heights, IL

**School:** Kansas State

**B/T:** R/R

Year	Team	W	L	ERA	G	GS	CG	SHO	SV	SVO	IP	H	R	ER	HR	HB	BB	IBB	SO	WHIP	AVG
2021	FCL Marlins	1	1	6.75	5	0	0	0	0	0	8.0	12	6	6	0	0	0	0	12	1.50	.353
2022	3 Teams	5	4	2.55	34	0	0	0	7	9	60.0	68	23	17	2	2	10	0	71	1.30	.283
2022	Jupiter (A)	3	1	2.11	21	0	0	0	6	7	38.1	44	11	9	1	2	7	0	45	1.33	.288
2022	Beloit (A+)	1	3	4.00	11	0	0	0	1	2	18.0	23	12	8	1	0	2	0	23	1.39	.307
2022	Pensacola (AA)	1	0	0.00	2	0	0	0	0	3.2	1	0	0	0	0	0	1	0	3	0.55	.083
Career	Double-A	1	0	0.00	2	0	0	0	0	3.2	1	0	0	0	0	0	1	0	3	0.55	.083
Career	Total	6	5	3.04	39	0	0	0	7	9	68.0	80	29	23	2	2	10	0	83	1.32	.292

**2022:** Began season at Class-A Jupiter before promotion to High-A Beloit on June 4...on Triple-A Jacksonville roster July 15-22 but did not appear in a game and was returned to Beloit...promoted to Double-A Pensacola on August 30, working two scoreless relief appearances before going on the injured list September 13 through the end of the season...**2021:** Assigned to Complex League after signing in 2021...**College:** Named All-Big 12 Honorable Mention at Kansas State...was a two-way player as a freshman...played for Superior Rough Riders and Mankato MoonDogs in summer collegiate ball...**Professional:** Signed as an undrafted free agent in August 2021...**Personal:** Born Tyler Matthew Eckberg...was a physics major at Kansas State...attended Edina (MN) High School.



## LEFT-HANDED PITCHER



# JAKE EDER

**Born:** October 9, 1998

**HT:** 6'4" **WT:** 215

**Acquired:** 4th round, 2020 Draft

**Birthplace:** Boynton Beach, FL

**School:** Vanderbilt

**B/T:** L/L

Year	Team	W	L	ERA	G	GS	CG	SHO	SV	SVO	IP	H	R	ER	HR	HB	BB	IBB	SO	WHIP	AVG
2021	Pensacola (AA)	3	5	1.77	15	15	0	0	0	0	71.1	43	19	14	3	4	27	0	99	0.98	.169
Career	Total	3	5	1.77	15	15	0	0	0	0	71.1	43	19	14	3	4	27	0	99	0.98	.169

**2023:** Begins season ranked the #5 prospect in the Marlins organization, per MLB Pipeline...**2022:** Did not pitch in continued recovery from Tommy John surgery in August 2021...**2021:** Unranked entering season, added to Baseball America Top 100 Prospects list in July...ranked as #4 prospect in Marlins system by Baseball America in their mid-season rankings after ranking as #30 prospect pre-season...jumped straight to Double-A Pensacola for professional debut...represented Marlins in SiriusXM All-Star Futures Game and selected as Organizational All-Star...placed on injured list on August 17 and underwent Tommy John surgery...led all Double-A pitchers in ERA (1.77) at time of his final appearance of season (August 13)...led Double-A South in ERA, strikeouts (99), WHIP (0.98), and opponent average (.169) through August 13...set career high with 12 strikeouts over 5.0 one-hit innings on May 6 against Mississippi...allowed three or less hits in nine of 15 starts...threw 5.0 no-hit innings on June 6 against Mississippi...**Professional:** Selected in the fourth round (104th overall) by the Marlins in the five-round 2020 Draft...selected by the Mets in the 34th round of the 2017 Draft but did not sign...**Amateur:** Played three seasons at Vanderbilt, winning College World Series in 2019...earned three-inning save in College World Series-clinching game...threw 92.1 innings over three collegiate seasons, pitching to a 4.00 earned run average in both a starting and relief role...**Personal:** Born Jacob Andrew Eder...lettered three years at Delray Beach Atlantic HS and one year at Calvary Christian Academy...was a human and organizational development major at Vanderbilt...son of Jeff and Amanda Eder.



## CATCHER

## JOSÉ ESTRADA

Born: May 5, 2000

HT: 5'8" WT: 175

Acquired: Trade (LAA), 2020

Birthplace: Maracaibo, VZ

School: --

B/T: R/R



Year	Team	G	AB	R	H	2B	3B	HR	RBI	BB	K	SB	CS	AVG	OBP	SLG	OPS
2019	DSL Angels (R)	43	154	23	38	7	1	0	14	19	16	2	1	.247	.335	.305	.640
2021	FCL Marlins (R)	22	62	8	17	8	0	0	9	6	10	0	0	.274	.338	.403	.741
2022	3 Teams	37	121	11	20	5	0	2	15	8	26	0	0	.165	.227	.256	.483
2022	FCL Marlins (R)	14	45	6	9	4	0	1	5	4	5	0	0	.200	.265	.356	.621
2022	Jupiter (A)	21	68	4	9	0	0	0	6	4	17	0	0	.132	.200	.132	.332
2022	Beloit (A+)	2	8	1	2	1	0	1	4	0	4	0	0	.250	.250	.750	1.000
Career	Total	102	337	42	75	20	1	2	38	33	52	2	1	.223	.298	.306	.604

**2022:** Began season on Pensacola's Opening Day roster, but did not appear in a game...saw game action with three different teams, mostly with Complex League team or Class-A Jupiter...appeared in two games for High-A Beloit August 10 and 14...**2021:** Traded from Astros to Marlins on March 27 in exchange for cash considerations...began season with Triple-A Jacksonville before joining Double-A Pensacola on June 7...went back up to Jacksonville July 24-August 13...hit two of Pensacola's three grand slams in the regular season, becoming the first player in franchise history with multiple grand slams...batted .333 (8-for-24) in six Postseason games for Blue Wahoos, driving in five runs...RBI single in the eighth inning of Game Three of the SLDS against Montgomery was the only run of the game and proved to be the game-winner, sending Pensacola to the SLCS...**2020:** Traded from the Los Angeles Angels to the Miami Marlins on January 6 in exchange for Kyle Keller...**2019:** Named to DSL All-Star Team...**Professional:** Signed by the Angels as an international free agent in January 2019...**Personal:** Born José Alejandro Estrada.



## RIGHT-HANDED PITCHER

## JUSTIN EVANS

Born: September 9, 1996

HT: 6'0" WT: 185

Acquired: 19th round, 2018 Draft

Birthplace: Valdosta, GA

School: Columbus State

B/T: R/R



Year	Team	W	L	ERA	G	GS	CG	SHO	SV	SVO	IP	H	R	ER	HR	HB	BB	IBB	SO	WHIP	AVG
2021	3 Teams	3	3	6.40	34	0	0	0	5	5	45.0	50	40	32	8	5	24	0	53	1.64	.278
2021	Jupiter (A)	1	0	3.86	10	0	0	0	3	3	14.0	13	6	6	1	0	5	0	17	1.29	.250
2021	Beloit (A+)	2	2	7.52	20	0	0	0	2	2	26.1	32	27	22	6	4	13	0	30	1.71	.291
2021	Pensacola (AA)	0	1	7.71	4	0	0	0	0	0	4.2	5	7	4	1	1	6	0	6	2.36	.278
2022	2 Teams	6	1	2.50	34	0	0	0	2	4	50.1	42	19	14	2	7	28	0	67	1.39	.228
2022	Beloit (A+)	5	1	2.77	27	0	0	0	2	4	39.0	37	16	12	2	6	18	0	55	1.41	.253
2022	Pensacola (AA)	1	0	1.59	7	0	0	0	0	0	11.1	5	3	2	0	1	10	0	12	1.32	.132
Career	Double-A	1	1	3.38	11	0	0	0	0	0	16.0	10	10	6	1	2	16	0	18	1.63	.179
Career	Total	9	4	4.34	68	0	0	0	7	9	95.1	92	59	46	10	12	52	0	120	1.51	.253

**2022:** Began season with High-A Beloit before July 22 promotion to Double-A Pensacola...finished a team-high 20 games for Sky Carp...placed on injured list August 24-end of season...**2021:** Began season with Low-A Jupiter...promoted to High-A Beloit on June 8...promoted to Double-A Pensacola on July 24...placed on injured list August 7 and made one rehab appearance for Jupiter on August 26 before ending season in Beloit...pitched for Mesa Solar Sox of Arizona Fall League...made three appearances for Mesa, throwing 7.0 innings and allowing eight runs...**Professional:** Selected by the Marlins in the 19th round of the 2018 Draft...placed on the injured list in June 2018 following the draft, where he remained for the 2018 and 2019 MiLB seasons...**Amateur:** Played three seasons at Columbus State, earning All-Peach Belt Conference first team honors in 2018...was a two-way player in college, pitching only 22.0 collegiate innings against 474 at-bats...hit .318/.418/.417 in his final collegiate season, playing 40 games at shortstop while holding a 0.77 ERA on the mound as the team's closer...**Personal:** Attended Allatoona HS (GA), where he set school records in batting average (.395), stolen bases (45) and fielding percentage (.987)...led his team to Connie Mack World Series championship...son of Art and Macy Evans.





INFIELDER

# COBIE FLETCHER-VANCE

**Born:** August 24, 1997  
**HT:** 5'7" **WT:** 195  
**Acquired:** MiLB Rule 5 (OAK), 2021

**Birthplace:** Fayetteville, NC  
**School:** Alabama  
**B/T:** R/R



Year	Team	G	AB	R	H	2B	3B	HR	RBI	BB	K	SB	CS	AVG	OBP	SLG	OPS
2018	2 Teams	51	152	17	39	3	2	1	14	8	21	2	1	.257	.302	.322	.624
2018	AZL Athletics (R)	24	56	8	17	2	2	1	10	5	5	1	0	.304	.361	.464	.825
2018	Stockton (A+)	27	96	9	22	1	0	0	4	3	16	1	1	.229	.267	.240	.507
2019	Beloit (A)	85	293	39	68	18	0	1	28	39	59	4	1	.232	.328	.304	.632
2021	Lansing (A+)	108	373	54	94	20	3	3	31	52	74	11	0	.252	.357	.346	.703
2022	Pensacola (AA)	106	395	40	96	20	0	4	43	28	67	2	3	.243	.300	.324	.624
Career	Double-A	106	395	40	96	20	0	4	43	28	67	2	3	.243	.300	.324	.624
Career	Total	350	1213	150	297	61	5	9	116	127	221	19	5	.245	.325	.326	.651

**2022:** Spent entire season, his first in the Marlins organization, with Double-A Pensacola...96 hits were tied with Troy Johnston for most on the team, 106 games played were second-most, and 20 doubles were tied for second-most...hit go-ahead grand slam in decisive Game Three of the Southern League Championship Series...**2021:** Spent entire season at High-A Lansing in the Athletics organization...led Lansing in games played (108)...ranked second on the team in hits (94) and doubles (20) and third in total bases (129)...set career highs in doubles, triples (3), home runs (3), RBI (31), walks (52), and steals (11)...went 11-for-11 in stolen base attempts...appeared defensively at third base (52 games), second base (30), shortstop (16), left field (10), right field (6), and center field (1)...selected by Miami in the MiLB portion of the December Rule 5 Draft...**2019:** Spent entire season at Low-A Beloit...on injured list July 24 until end of season...**Amateur:** Started all 168 games of his three-year collegiate career at Alabama...hit .281/.369/.372 in three collegiate seasons...**Professional:** Originally selected by Oakland in the 18th round of the 2018 Draft...selected by Cleveland in the 16th round of the 2015 Draft, but did not sign...**Personal:** Born Cobie Fletcher Vance...2022 marked first season going by full name, honoring mother's Filipino heritage and naming conventions...led Pine Forest (NC) High School to a state tournament appearance...father, Philip, played college baseball at Bethune-Cookman and is a retired U.S. Army Sergeant Major...majored in mass communications in college...on Twitter @CFV\_1.



LEFT-HANDED PITCHER

# DAX FULTON

**Born:** October 16, 2001  
**HT:** 6'7" **WT:** 225  
**Acquired:** 2nd round, 2020 Draft

**Birthplace:** Weatherford, OK  
**School:** Mustang HS (OK)  
**B/T:** L/L



Year	Team	W	L	ERA	G	GS	CG	SHO	SV	SVO	IP	H	R	ER	HR	HB	BB	IBB	SO	WHIP	AVG
2021	2 Teams	2	5	4.60	20	19	0	0	0	0	78.1	71	48	40	6	4	38	0	84	1.39	.241
2021	Jupiter (A)	2	4	4.30	15	14	0	0	0	0	58.2	50	35	28	3	2	30	0	66	1.36	.229
2021	Beloit (A+)	0	1	5.49	5	5	0	0	0	0	19.2	21	13	12	3	2	8	0	18	1.47	.276
2022	2 Teams	6	7	3.80	24	23	0	0	0	0	118.1	113	60	50	8	7	42	0	150	1.31	.252
2022	Beloit (A+)	5	6	4.07	20	20	0	0	0	0	97.1	104	51	44	6	6	35	0	120	1.43	.276
2022	Pensacola (AA)	1	1	2.57	4	3	0	0	0	0	21.0	9	9	6	2	1	7	0	30	0.76	.125
Career	Double-A	1	1	2.57	4	3	0	0	0	0	21.0	9	9	6	2	1	7	0	30	0.76	.125
Career	Total	8	12	4.12	44	42	0	0	0	0	196.2	184	108	90	14	11	80	0	234	1.34	.248

**2023:** Enters season ranked the #4 prospect in the Marlins organization, per MLB Pipeline...**2022:** Began season at High-A Beloit before promotion to Double-A Pensacola on August 25...in second Double-A start September 2 at Chattanooga, allowed only an infield hit over 6.0 scoreless innings...made one postseason start, striking out a career-high 13 batters over 6.0 scoreless, one-hit innings in a 1-0 win over Montgomery in Game Three of the SLDs on September 23...**2021:** Ranked as #9 prospect in Marlins farm system by MLB Pipeline and #13 by Baseball America...began season with Low-A Jupiter...in final two starts with Hammerheads, struck out 18 batters over 10.0 scoreless two-hit innings...set career high with 10 strikeouts on August 4 vs. Tampa...promoted to High-A Beloit on August 17...held fourth-highest ground ball percentage in Marlins system (51.7%) among pitchers with 50+ IP...second youngest pitcher in Marlins system to appear above the rookie level in 2021...threw the seventh-most innings by any teenager in MiLB...one of just four teenagers to pitch in the High-A Central...**2020:** Participated in alternate site workouts after being drafted...**Professional:** Selected by the Marlins in the 2nd round of the 2020 Draft (40th overall)...ranked as top prep left-handed pitcher in draft class...injured his elbow at the US 18-and-under trials in August 2019 and had Tommy John surgery a month later...signed for \$2.4 million, a record for a high school pitcher who lost his senior year to injury...slot value of his selection was \$1.86 million...committed to Oklahoma prior to Draft...**Personal:** Born Daxton James Fulton...on Twitter @FultonDaxton...**Quotes:** "The Marlins not only claimed the first pitcher drafted in 2020, Max Meyer at No. 3 overall, but they also got the consensus best prep left-hander available when they pounced on Fulton in the second round" - MLB Pipeline.



## INFILDER/OUTFIELDER

# NOREL GONZÁLEZ

**Born:** June 26, 1994

**HT:** 6'1" **WT:** 240

**Acquired:** Trade (HOU), 2022

**Birthplace:** Santa Clara, Cuba

**School:** - -

**B/T:** L/R



Year	Team	G	AB	R	H	2B	3B	HR	RBI	BB	K	SB	CS	AVG	OBP	SLG	OPS
2021	2 Teams	88	316	46	87	20	0	15	49	33	67	5	5	.275	.352	.481	.833
2021	Corpus Christi (AA)	65	233	32	66	17	0	12	40	25	51	1	5	.283	.365	.511	.876
2021	Sugar Land (AAA)	23	83	14	21	3	0	3	9	8	16	4	0	.253	.315	.398	.713
2022	2 Teams	94	339	40	87	19	1	15	68	33	85	2	3	.257	.333	.451	.784
2022	Pensacola (AA)	55	202	25	52	10	0	9	44	23	47	2	2	.257	.341	.441	.782
2022	Jacksonville (AAA)	39	137	15	35	9	1	6	24	10	38	0	1	.255	.322	.467	.789
Career	Double-A	120	435	57	118	27	0	21	84	48	98	3	7	.271	.354	.478	.832
Career	Total	182	655	86	174	39	1	30	117	66	152	7	8	.266	.342	.466	.808

**2022:** Traded from Astros to Marlins on March 27 in exchange for cash considerations...began season with Triple-A Jacksonville before joining Double-A Pensacola on June 7...went back up to Jacksonville July 24-August 13...hit two of Pensacola's three grand slams in the regular season, becoming the first player in franchise history with multiple grand slams...batted .333 (8-for-24) in six Postseason games for Blue Wahoos, driving in five runs...RBI single in the eighth inning of Game Three of the SLDS against Montgomery was the only run of the game and proved to be the game-winner, sending Pensacola to the SLCS. **2021:** Split time between Double-A Corpus Christi and Triple-A Sugar Land in first MiLB season in the Astros organization...**Professional:** Signed by Houston in January 2021 out of Santa Clara, Cuba for \$10,000...played for Matanzas and Villa Clara, and sparingly for Cuban National Team, prior to signing in 2021.



## RIGHT-HANDED PITCHER

# M.D. JOHNSON

**Born:** July 7, 1997

**HT:** 6'5" **WT:** 190

**Acquired:** 6th round, 2019 Draft

**Birthplace:** Dallas, TX

**School:** Dallas Baptist

**B/T:** R/R



Year	Team	W	L	ERA	G	GS	CG	SHO	SV	SVO	IP	H	R	ER	HR	HB	BB	IBB	SO	WHIP	AVG
2019	Batavia (SS-R)	1	0	4.26	15	0	0	0	0	1	19.0	21	14	9	1	0	11	0	22	1.68	.266
2021	2 Teams	6	8	2.83	21	18	0	0	0	0	101.2	59	36	32	10	10	63	0	107	1.20	.170
2021	Jupiter (A)	3	4	3.19	10	7	0	0	0	0	42.1	22	18	15	3	4	37	0	48	1.39	.153
2021	Beloit (A+)	3	4	2.58	11	11	0	0	0	0	59.1	37	18	17	7	6	26	0	59	1.06	.182
2022	Beloit (A+)	9	9	3.46	20	20	0	0	0	0	112.0	89	46	43	12	7	28	0	125	1.04	.218
Career	Total	16	17	3.25	56	38	0	0	0	1	232.2	169	96	84	23	17	102	0	254	1.16	.202

**2022:** Spent entire season at High-A Beloit, earning Midwest League Pitcher of the Year honors after leading the league in ERA (3.46) and WHIP (1.04), and ranking second in opponent average (.218)...named Midwest League Pitcher of the Week on May 9 after throwing 7.0 scoreless, two-hit innings in a win over Great Lakes on May 3...completed at least 5.0 innings in every start, excluding his first and last...**2021:** Began season at Low-A Jupiter...transitioned to starting rotation after spending first professional season exclusively as a reliever...promoted to High-A Beloit on July 6...led Beloit pitchers (50+ IP) with 2.58 ERA across 11 starts...tied for second in system (50+IP) in opponent batting average (.168) with Jake Eder, trailing only Eury Perez (.158)...ranked sixth overall in Marlins system (50+ IP) in ERA...one of just six Marlins minor leaguers to strike out 100+ batters...one of four Marlins MiLB pitchers to throw 100+ innings...made 11 starts of 5+ innings...recorded nine quality starts...**Amateur:** Played four seasons at Dallas Baptist...left as the program's all-time leader in wins (29) and second in strikeouts (279)...went 10-2 with a 2.76 ERA as a senior...had a 15-strikeout game March 2, 2019 against Houston Baptist to set a school record...played for Hyannis in the Cape Cod League in 2017...**Professional:** Selected in the 6th round of the 2019 Draft...**Personal:** Born Michael David Johnson...led the Dallas Angels to a championship in the 2015 Homeschool World Series...father, Jeff Johnson, also played at DBU...was a kinesiology major in college.



## INFIELDER/OUTFIELDER



# TROY JOHNSTON

**Born:** June 22, 1997

**HT:** 6'0" **WT:** 210

**Acquired:** 17th round, 2019 Draft

**Birthplace:** Tacoma, WA

**School:** Gonzaga

**B/T:** L/L

Year	Team	G	AB	R	H	2B	3B	HR	RBI	BB	K	SB	CS	AVG	OBP	SLG	OPS
2019	Batavia (SS-A)	59	213	34	59	15	1	3	35	29	51	1	3	.277	.373	.399	.772
2021	2 Teams	120	440	66	132	27	1	15	85	68	103	6	1	.300	.399	.468	.867
2021	Jupiter (A)	24	83	12	29	5	0	1	13	11	12	0	0	.349	.427	.446	.873
2021	Beloit (A+)	96	357	54	103	22	1	14	72	57	91	6	1	.289	.393	.473	.866
2022	2 Teams	114	426	51	111	25	1	14	57	50	95	4	0	.261	.344	.423	.767
2022	Pensacola (AA)	85	329	42	96	20	1	10	49	32	71	3	0	.292	.360	.450	.810
2022	Jacksonville (AAA)	29	97	9	15	5	0	4	8	18	24	1	0	.155	.293	.330	.623
Career	Double-A	85	329	42	96	20	1	10	49	32	71	3	0	.292	.360	.450	.810
Career	Total	293	1079	151	302	67	3	32	177	147	249	11	4	.280	.373	.437	.810

**2023:** Enters season ranked the #29 prospect in the Marlins organization per MLB Pipeline...**2022:** Began season with Double-A Pensacola...12-game hitting streak May 8-28...batted .549/.569/.961 in 12 games from May 25-June 7, with seven doubles, a triple, four homers and 19 RBI...earned Southern League Player of the Week honors June 6...promoted to Triple-A Jacksonville on August 16...batted .292 in Pensacola, finishing one point behind Tennessee's Jake Slaughter for the batting title...**2021:** Began season with Low-A Jupiter before promotion to High-A Beloit on June 1...ranked second in Low-A Southeast in batting average (.349) at time of promotion...finished season in three-way tie for High-A Central batting title (.289) with Kansas City prospects Nick Loftin and Michael Massey...ranked third in league in on-base (.393)...hit for the cycle on June 20 at Peoria in a six-RBI game...named Marlins Organizational All-Star...ranked second in Miami system among qualified hitters with .300 cumulative batting average...led Marlins system in hits (132), RBI (85), on-base (.399), and OPS (.867)...ranked second in system in doubles (27) and third in home runs (15) and slugging (.468)...after playing outfield exclusively in 2019, played 110 games at first base in 2021...participated in Arizona Fall League with Mesa Solar Sox, batting .296/.383/.338 with 11 RBI in 18 games...**2019:** Named to the New York-Penn League Midseason All-Star team...**Amateur:** Played three years at Gonzaga...batted .330 with a .610 slugging percentage in final collegiate season...**Professional:** Selected by Miami in the 17th round of the 2019 Draft...**Personal:** Born Troy Michael Johnston...attended Rogers HS (WA), where he also played football and wrestled...four-year captain of high school baseball team...father, David, played baseball and wrestled at Eastern Washington...majored in accounting.



## LEFT-HANDED PITCHER



# CHANDLER JOZWIAK

**Born:** February 15, 1999

**HT:** 6'0" **WT:** 185

**Acquired:** 13th round, 2021 Draft

**Birthplace:** Bryan, TX

**School:** Texas A&M

**B/T:** L/L

Year	Team	W	L	ERA	G	GS	CG	SHO	SV	SVO	IP	H	R	ER	HR	HB	BB	IBB	SO	WHIP	AVG
2021	Jupiter (A)	0	0	5.79	7	0	0	0	3	3	9.1	13	7	6	0	2	3	0	14	1.71	.317
2022	3 Teams	7	0	2.35	40	0	0	0	6	8	57.1	36	19	15	1	1	20	0	67	0.98	.179
2022	Jupiter (A)	1	0	2.70	10	0	0	0	0	0	13.1	8	4	4	1	0	3	0	17	0.83	.170
2022	Beloit (A+)	5	0	1.85	23	0	0	0	6	7	34.0	22	11	7	0	1	10	0	31	0.94	.185
2022	Pensacola (AA)	1	0	3.60	7	0	0	0	0	1	10.0	6	4	4	0	0	7	0	19	1.30	.171
Career	Double-A	1	0	3.60	7	0	0	0	0	1	10.0	6	4	4	0	0	7	0	19	1.30	.171
Career	Total	7	0	2.84	47	0	0	0	9	11	66.2	49	26	21	1	3	23	0	81	1.08	.202

**2022:** Began season at Class-A Jupiter before promotion to High-A Beloit May 17...promoted to Double-A Pensacola August 5, making one appearance before going back down to Beloit August 9-25...struck out 15 batters in 8.1 scoreless innings after returning to Pensacola...1-0 with a 1.42 ERA in three Postseason appearances (6.1 IP) with 11 strikeouts...was the winning pitcher in Game Three of the SLDS against Montgomery, tossing scoreless seventh and eighth innings...played for Mesa Solar Sox in the Arizona Fall League, going 0-1 with a 3.86 ERA in 9 appearances and striking out 18 batters in 11.2 innings...**2021:** Assigned to Complex League after signing in 2021...**College:** Played four seasons at Texas A&M, transitioning to full-time bullpen duty as a senior in 2021...**Professional:** Selected in the 13th round of the 2021 Draft...**Personal:** Born Chandler Stephen Jozwiak...nicknamed "Joz"...was a sport management major and wants to be a college baseball coach after his playing career is done.



## LEFT-HANDED PITCHER

# ZACH KING

**Born:** April 30, 1998

**HT:** 6'6" **WT:** 228

**Acquired:** 13th round, 2019 Draft

**Birthplace:** Nashville, TN

**School:** Vanderbilt

**B/T:** L/L



Year	Team	W	L	ERA	G	GS	CG	SHO	SV	SVO	IP	H	R	ER	HR	HB	BB	IBB	SO	WHIP	AVG
2019	GCL Marlins (R)	2	0	1.65	6	3	0	0	0	0	16.1	8	3	3	0	0	7	0	17	0.92	.151
2021	Beloit (A+)	2	9	5.88	16	16	0	0	0	0	78.0	91	57	51	14	3	33	0	79	1.59	.287
2022	2 Teams	6	9	5.03	23	23	0	0	0	0	111.0	111	66	62	12	13	57	0	133	1.51	.263
2022	Beloit (A+)	4	3	2.77	12	12	0	0	0	0	65.0	51	23	20	5	7	27	0	87	1.20	.219
2022	Pensacola (AA)	2	6	8.22	11	11	0	0	0	0	46.0	60	43	42	7	6	30	0	46	1.96	.317
Career	Double-A	2	6	8.22	11	11	0	0	0	0	46.0	60	43	42	7	6	30	0	46	1.96	.317
Career	Total	10	18	5.08	45	42	0	0	0	0	205.1	210	126	116	26	16	97	0	229	1.50	.265

**2022:** Began season with High-A Beloit...was ranked the #28 prospect in the organization per MLB Pipeline prior to the 2022 Draft...struck out 20 batters over 13.0 scoreless innings in his final two Sky Carp starts before promotion to Double-A Pensacola on July 1...was left off Pensacola's playoff roster due to limited rotation spots...**2021:** Spent the entire season at High-A Beloit...starting pitcher at first ever game at ABC Supply Stadium in Beloit...recorded stadium's first strikeout by striking out Wisconsin's Korry Howell leading off the game...recorded four quality starts and eight games with 5+ strikeouts...played for the Mesa Solar Sox in the Arizona Fall League, posting a 6.48 ERA over 8.1 innings and four appearances (two starts)...**2019:** Made professional debut in the Gulf Coast League...ranked second on GCL Marlins in WHIP (0.92) among pitchers with 15+ IP...**Amateur:** Played three years at Vanderbilt...member of College World Series championship team in 2019...collegiate teammate of Marlins prospects J.J. Bleday and Jake Eder as well as Minnesota Twins top prospect Austin Martin and top draft prospect Kumar Rocker...one of 13 Vanderbilt players selected in 2019 Draft...**Professional:** Selected by the Marlins in the 13th round of the 2019 Draft...**Personal:** Born Zachary Lee King...attended Spring Hill HS in Spring Hill, Tennessee...led the Raiders to the 2016 AA state title as a senior...majored in sociology...nicknamed "Kinger"...says Patrick Dempsey would play him in a movie...names Traverse City, Michigan as his favorite vacation spot...favorite team growing up was the Cincinnati Reds.



## INFIELDER

# YNNAMOL MARÍÑEZ

**Born:** April 12, 2001

**HT:** 6'0" **WT:** 190

**Acquired:** International Free Agent, 2017

**Birthplace:** Nizao, DR

**School:** - -

**B/T:** R/R



Year	Team	G	AB	R	H	2B	3B	HR	RBI	BB	K	SB	CS	AVG	OBP	SLG	OPS
2018	2 Teams	65	263	30	65	10	1	0	34	15	44	9	5	.247	.288	.293	.581
2018	GCL Marlins (R)	11	53	3	9	0	0	0	6	1	9	2	2	.170	.185	.170	.355
2018	DSL Marlins (R)	54	210	27	56	10	1	0	28	14	35	7	3	.267	.313	.324	.637
2018	2 Teams	65	263	30	65	10	1	0	34	15	44	9	5	.247	.288	.293	.581
2019	GCL Marlins (R)	7	23	2	7	2	0	0	7	0	8	0	0	.304	.292	.391	.683
2021	2 Teams	81	299	36	68	13	5	4	24	12	96	2	2	.227	.270	.344	.614
2021	Jupiter (A)	2	9	1	0	0	0	0	0	0	6	0	0	.000	.000	.000	.000
2021	Beloit (A+)	79	290	35	68	13	5	4	24	12	90	2	2	.234	.277	.355	.632
2022	2 Teams	116	431	62	112	15	3	10	56	28	117	3	1	.260	.313	.378	.691
2022	Beloit (A+)	114	425	60	110	14	3	10	56	27	115	3	1	.259	.311	.376	.687
2022	Jacksonville (AAA)	2	6	2	2	1	0	0	0	1	2	0	0	.333	.429	.500	.929
Career	Total	269	1016	130	252	40	9	14	121	55	265	14	8	.248	.293	.346	.639

**2022:** Played entire Midwest League season with High-A Beloit, leading Sky Carp in runs (60) and RBI (56)...traveled with Double-A Pensacola for Southern League playoffs, but was never on active roster...after conclusion of Double-A season, transferred to Triple-A Jacksonville and played in two games...**2021:** Began season in Low-A Jupiter...made jump to A+ Beloit after two games in Jupiter...spent three days on Triple-A Jacksonville roster May 6-9, but did not play...after brief stay with Jumbo Shrimp, returned to Beloit where he spent remainder of season...hit first professional home run on June 9 against Cedar Rapids...hit .349 in August (22-for-63)...youngest position player to appear in 5 or more games for Beloit in 2021...**2019:** Appeared in seven games in the Gulf Coast League...placed on injured list on July 26, ending his season...**2018:** After 54 games in Dominican Summer League, promoted on August 11 and played in 11 games stateside in Gulf Coast League...ranked as #29 prospect in Marlins system by MLB Pipeline...**Professional:** Signed as international free agent in July 2017 for \$1.5 million...ranked as #12 prospect in international class by MLB Pipeline...**Personal:** Originally from Nizao in the Dominican Republic, which has produced major leaguers Wilson Valdez, Ketel Marte, David Paulino and Gabby Guerrero.





## RIGHT-HANDED PITCHER

# ROBINSON MARTÍNEZ

**Born:** March 20, 1998

**Birthplace:** Moca, DR

**HT:** 6'0" **WT:** 190

**School:** - -

**Acquired:** MiLB Free Agent, 2021

**B/T:** R/R



Year	Team	W	L	ERA	G	GS	CG	SHO	SV	SVO	IP	H	R	ER	HR	HB	BB	IBB	SO	WHIP	AVG
2015	DSL Phillies (R)	5	2	4.53	16	7	0	0	0	1	43.2	36	27	22	0	2	30	0	24	1.51	.226
2016	DSL Phillies (R)	1	1	7.91	12	0	0	0	0	2	19.1	28	19	17	0	3	20	0	20	2.48	.346
2017	GCL Phillies (R)	2	1	3.52	13	0	0	0	0	2	23.0	22	10	9	1	1	12	1	13	1.48	.250
2018	3 Teams	1	2	4.13	15	0	0	0	1	2	24.0	26	15	11	1	1	8	0	32	1.42	.260
2018	GCL Phillies West (R)	0	0	2.45	3	0	0	0	0	0	3.2	4	1	1	0	0	1	0	1	1.36	.250
2018	GCL Phillies East (R)	0	0	3.00	2	0	0	0	0	0	3.0	1	1	1	0	1	1	0	7	0.67	.100
2018	2 Teams	0	0	2.70	5	0	0	0	0	0	6.2	5	2	2	0	1	2	0	8	1.05	.192
2018	Williamsport (SS-A)	1	2	4.67	10	0	0	0	1	2	17.1	21	13	9	1	0	6	0	24	1.56	.284
2019	2 Teams	0	3	9.39	16	0	0	0	2	3	15.1	15	16	16	2	3	13	0	25	1.83	.254
2019	GCL Phillies West (R)	0	0	0.00	1	0	0	0	0	0	1.0	1	0	0	0	0	0	0	1	1.00	.250
2019	Lakewood (A)	0	3	10.05	15	0	0	0	2	3	14.1	14	16	16	2	3	13	0	24	1.88	.255
2021	Jupiter (A)	2	2	3.86	19	0	0	0	4	5	30.1	25	19	13	1	3	10	0	35	1.15	.229
2022	2 Teams	2	3	4.45	42	0	0	0	5	8	54.2	43	32	27	9	3	28	0	76	1.30	.211
2022	Beloit (A+)	0	2	5.19	28	0	0	0	4	6	34.2	25	22	20	6	0	20	0	51	1.30	.197
2022	Pensacola (AA)	2	1	3.15	14	0	0	0	1	2	20.0	18	10	7	3	3	8	0	25	1.30	.234
Career	Double-A	2	1	3.15	14	0	0	0	1	2	20.0	18	10	7	3	3	8	0	25	1.30	.234
Career	Total	13	14	4.92	133	7	0	0	12	23	210.1	195	138	115	14	16	121	1	225	1.50	.244

**2022:** Began season at High-A Beloit prior to promotion to Double-A Pensacola on July 29...made three playoff appearances, allowing one earned run in 4.2 IP (1.93 ERA) and earning the winning decision in the championship-clinching Game Three of the SLCS...played for Leones del Escogido in Dominican Winter League...**2021:** Pitched for the Kansas City Monarchs in the independent American Association, making eight appearances as the youngest player on the team...signed by the Marlins on June 13 and played entire MiLB season with Low-A Jupiter...set career high for single-season strikeouts (35) and appearances (19)...one of nine players signed by the Marlins from the American Association in 2021, including Blue Wahoos Jose Mesa Jr., Chris China, Galli Cribbs Jr., and Matt Pobereyko...**2019:** Reached full-season ball for first time with 15 relief appearances in Low-A Lakewood...**Professional:** Originally signed by Philadelphia as an international free agent in August 2014...**Personal:** Born Robinson Robertis Martínez.



## CATCHER

# PAUL MCINTOSH

**Born:** November 20, 1997

**Birthplace:** Atlanta, GA

**HT:** 6'1" **WT:** 220

**School:** West Virginia

**Acquired:** MiLB Free Agent, 2021

**B/T:** R/R



Year	Team	G	AB	R	H	2B	3B	HR	RBI	BB	K	SB	CS	AVG	OBP	SLG	OPS
2021	2 Teams	24	76	14	19	6	2	6	20	15	20	0	0	.250	.396	.618	1.014
2021	GCL Marlins (R)	1	1	0	0	0	0	0	0	0	0	0	0	.000	.500	.000	.500
2021	Jupiter (A)	23	75	14	19	6	2	6	20	15	20	0	0	.253	.394	.627	1.021
2022	Pensacola (AA)	90	318	66	82	25	1	13	51	55	75	10	5	.258	.379	.465	.844
Career	Double-A	90	318	66	82	25	1	13	51	55	75	10	5	.258	.379	.465	.844
Career	Total	114	394	80	101	31	3	19	71	70	95	10	5	.256	.382	.495	.877

**2023:** Enters season ranked the #28 prospect in the Marlins organization, per MLB Pipeline...**2022:** Played entire season at Double-A Pensacola...homered in his first at-bat of the season...batted .500 with four doubles, a triple, two homers and a 1.505 OPS through first seven games...placed on injured list August 5-16 and September 15-end of season, missing playoffs...finished with third-best OPS (.844) and fifth-best SLG (.465) in Southern League...25 doubles tied for third-most in a single season in Blue Wahoos history, and 66 runs were sixth-most...**2021:** Played in the first season of the MLB Draft League, batting .328 with a home run and 16 RBI in 17 games for the West Virginia Black Bears...hit a double with a 113 mph exit velocity in the Draft League, the second-hardest recorded batted ball in the league at the time...signed with the Marlins on July 24...assigned to the Complex League, playing in one game before moving to Low-A Jupiter on August 12...from date of promotion, led Jupiter regulars in on-base (.394), slugging (.627), OPS (1.021), and home runs (6)...appeared defensively at catcher 10 times, left field three times, and first base once...**Amateur:** Was All-Big 12 honorable mention his senior 2021 season at West Virginia...hit a team-leading 10 home runs to lead the Mountaineers to host NCAA Regional in 2019...began collegiate career at Motlow Community College...hit 37 total collegiate home runs across four seasons...**Professional:** Originally selected by the Angels in the 34th round of the 2018 Draft, but did not sign...**Personal:** Born Paul Uri McIntosh...attended Dade Christian High School in Miami Gardens, Florida...majored in sport management...on Twitter @pmac1384.




## RIGHT-HANDED PITCHER

# ANDREW MCINVALE

**Born:** November 3, 1996  
**HT:** 6'2" **WT:** 195  
**Acquired:** Trade (TOR), 2021

**Birthplace:** Austin, TX  
**School:** Liberty  
**B/T:** R/R



Year	Team	W	L	ERA	G	GS	CG	SHO	SV	SVO	IP	H	R	ER	HR	HB	BB	IBB	SO	WHIP	AVG
2019	2 Teams	1	0	6.35	7	2	0	0	0	0	17.0	18	12	12	3	1	10	0	18	1.65	.277
2019	GCL Blue Jays (R)	0	0	6.48	4	2	0	0	0	0	8.1	6	6	6	2	0	5	0	10	1.32	.200
2019	Bluefield (R)	1	0	6.23	3	0	0	0	0	0	8.2	12	6	6	1	1	5	0	8	1.96	.343
2021	3 Teams	5	4	4.10	36	0	0	0	0	2	48.1	36	26	22	7	3	30	0	70	1.37	.200
2021	Vancouver (A+)	0	0	4.50	2	0	0	0	0	0	4.0	3	2	2	1	0	1	0	6	1.00	.188
2021	2 Teams	5	4	4.06	34	0	0	0	0	2	44.1	33	24	20	6	3	29	0	64	1.40	.201
2021	New Hampshire (AA)	2	2	2.18	13	0	0	0	0	1	20.2	12	8	5	1	2	13	0	28	1.21	.164
2021	Pensacola (AA)	3	2	5.70	21	0	0	0	0	1	23.2	21	16	15	5	1	16	0	36	1.56	.231
2022	2 Teams	2	5	7.29	28	2	0	0	1	4	42.0	43	36	34	7	4	26	0	45	1.64	.265
2022	Beloit (A+)	0	2	8.10	6	0	0	0	0	1	6.2	6	6	6	3	3	24	0	9	1.20	.240
2022	Pensacola (AA)	2	3	7.13	22	2	0	0	1	3	35.1	37	30	28	4	3	24	0	36	1.73	.270
Career	Double-A	7	7	5.42	56	2	0	0	1	5	79.2	70	54	48	10	6	53	0	100	1.54	.233
Career	Total	8	9	5.70	71	4	0	0	1	6	107.1	97	74	68	17	8	66	0	133	1.52	.238

**2022:** Began season on the Pensacola injured list...made season debut on May 25...made 10 appearances with Pensacola before being transferred to A+ Beloit on July 4...returned to Pensacola on July 29...held 4.56 ERA (12 ER in 23.2 IP) after rejoining Pensacola...made first AA start on August 25 vs. Montgomery, throwing 4.0 two-hit, shutout innings...held 2.57 ERA as a starter (two starts)...threw scoreless ninth inning against Tennessee in Game Two of Southern League Championship Series, preserving a 7-1 win...**2021:** Began season with Double-A New Hampshire in Toronto's system...traded to Marlins on June 29 along with Joe Panik in exchange for Corey Dickerson, Adam Cimber and cash...assigned to Double-A Pensacola, where he remained for the rest of the season...threw an immaculate inning on August 13 vs. Montgomery...**Amateur:** Played at Liberty, where his 10 wins and 101 strikeouts in his redshirt junior season of 2019 were the second-most in program history...played one season at Howard Junior College and one season at Baylor...**Professional:** Originally selected by the Blue Jays in the 37th round of the 2019 Draft...**Personal:** Born Andrew Landis McInvale...graduate of St. Andrew's Episcopal School in Austin, Texas, same high school as Drew Brees and George W. Bush's daughters Barbara and Jenna as well as former MLBers Matt Belisle and Sam Selman...played quarterback in high school under former Heisman winner Ty Detmer...majored in business...on Twitter @AndrewMcInvale.



## RIGHT-HANDED PITCHER

# JOSAN MÉNDEZ

**Born:** July 10, 2000  
**HT:** 6'2" **WT:** 180  
**Acquired:** International Free Agent, 2017

**Birthplace:** Guayabal, DR  
**School:** --  
**B/T:** R/R



Year	Team	W	L	ERA	G	GS	CG	SHO	SV	SVO	IP	H	R	ER	HR	HB	BB	IBB	SO	WHIP	AVG
2018	DSL Marlins (R)	3	4	3.93	14	9	0	0	0	1	55.0	56	31	24	1	5	6	0	42	1.13	.259
2019	DSL Marlins (R)	1	3	2.68	14	6	0	0	3	3	50.1	48	17	15	2	0	11	0	42	1.17	.258
2021	2 Teams	5	0	1.44	18	0	0	0	1	2	31.1	22	6	5	2	3	6	0	31	0.89	.198
2021	FCL Marlins (R)	2	0	0.00	5	0	0	0	1	2	9.1	3	1	0	0	2	0	0	8	0.32	.097
2021	Jupiter (A)	3	0	2.05	13	0	0	0	0	0	22.0	19	5	5	2	1	6	0	23	1.14	.238
2022	2 Teams	2	1	2.73	33	0	0	0	0	2	52.2	53	25	16	2	4	12	1	37	1.23	.257
2022	Beloit (A+)	2	1	2.89	30	0	0	0	0	2	46.2	48	24	15	2	3	11	1	32	1.26	.258
2022	Pensacola (AA)	0	0	1.50	3	0	0	0	0	0	6.0	5	1	1	0	1	1	0	5	1.00	.250
Career	Double-A	0	0	1.50	3	0	0	0	0	0	6.0	5	1	1	0	1	1	0	5	1.00	.250
Career	Total	11	8	2.85	79	15	0	0	4	8	189.1	179	79	60	7	12	35	1	152	1.13	.249

**2022:** Began season at High-A Beloit prior to promotion to Double-A Pensacola on August 6...did not appear in a game for Blue Wahoos, returning to Beloit August 9...came back to Pensacola September 8, remaining there the rest of the season...appeared in two playoff games, going 0-1 with one earned run in 4.0 innings...**2021:** Went 5-0 with a 1.44 ERA between Complex League and Jupiter in first stateside season...**Professional:** Originally signed as an international free agent in 2017.



## CATCHER

## JAN MERCADO

Born: August 28, 1999

HT: 6'0" WT: 200

Acquired: 13th round, 2017 Draft

Birthplace: Aibonito, PR

School: Puerto Rico BB Academy

B/T: R/R



Year	Team	G	AB	R	H	2B	3B	HR	RBI	BB	K	SB	CS	AVG	OBP	SLG	OPS
2017	GCL Marlins (R)	11	38	1	3	0	0	0	2	4	15	0	1	.079	.167	.079	.246
2018	DSL Marlins (R)	43	127	17	24	4	0	0	8	13	38	6	5	.189	.283	.220	.503
2019	GCL Marlins (R)	10	30	4	7	1	0	1	4	3	6	1	0	.233	.324	.367	.691
2021	2 Teams	68	241	28	51	4	2	6	28	22	109	2	0	.212	.304	.320	.624
2021	Jupiter (A)	47	164	23	36	3	1	4	21	18	71	2	0	.220	.323	.323	.646
2021	Beloit (A+)	21	77	5	15	1	1	2	7	4	38	0	0	.195	.262	.312	.574
2022	4 Teams	45	146	16	29	6	1	2	14	12	71	1	0	.199	.282	.295	.577
2022	Jupiter (A)	20	63	7	13	4	0	1	6	5	33	0	0	.206	.265	.317	.582
2022	Beloit (A+)	14	47	4	8	2	0	1	6	4	26	0	0	.170	.264	.277	.541
2022	Pensacola (AA)	10	34	5	6	0	1	0	2	3	12	1	0	.176	.300	.235	.535
2022	Jacksonville (AAA)	1	2	0	2	0	0	0	0	0	0	0	0	1.000	1.000	1.000	2.000
Career	Double-A	10	34	5	6	0	1	0	2	3	12	1	0	.176	.300	.235	.535
Career	Total	177	582	66	114	15	3	9	56	54	239	10	6	.196	.286	.278	.564

**2022:** Played for all four full-season Marlins minor league affiliates, including six stints in Pensacola...began season with Class A Jupiter...collected first Double-A hit on June 16 in his second stint with Blue Wahoos...on Pensacola's postseason roster, but did not play. **2021:** Began season in Low-A Jupiter before promotion to High-A Beloit on August 12...set career highs in runs (28), hits (51), home runs (6), and RBI (28)...had second highest line drive percentage (25.4%) of any hitter in Marlins system with at least 250 plate appearances, trailing only Victor Mesa Jr. (25.7%)...caught the seventh most attempted base stealers in the Low-A Southeast (15), one less than teammate Cameron Barstad...held second-best fielding percentage (.994) of Low-A SE catchers with at least 350 innings caught, committing just three errors...caught 29% of attempted base stealers on the season across two levels (21 of 73), including 35% after promotion to Beloit. **2018:** Caught 42% of attempted base stealers with DSL affiliate. **Professional:** Selected by the Marlins in the 13th round of the 2017 Draft...signed for \$225,000, exceeding \$100,000 slot value...was the only high school position player drafted by the Marlins in 2017. **Personal:** Born Jan Michael Mercado...has participated in Liga de Béisbol Profesional Roberto Clemente, Puerto Rico's most prominent baseball league, in each of the past three winters...on Instagram @janmercado9.



## RIGHT-HANDED PITCHER

## JORGE MERCEDES

Born: June 3, 2000

HT: 6'2" WT: 180

Acquired: International Free Agent, 2018

Birthplace: Duverge, DR

School: --

B/T: R/R



Year	Team	W	L	ERA	G	GS	CG	SHO	SV	SVO	IP	H	R	ER	HR	HB	BB	IBB	SO	WHIP	AVG
2022	3 Teams	2	3	2.61	21	5	0	0	1	1	31.0	13	10	9	1	5	22	0	55	1.13	.130
2022	FCL Marlins (R)	2	2	2.63	15	5	0	0	1	1	24.0	12	8	7	0	5	17	0	43	1.21	.152
2022	Beloit (A+)	0	0	1.93	4	0	0	0	0	0	4.2	1	1	1	1	0	2	0	8	0.64	.067
2022	Pensacola (AA)	0	1	3.86	2	0	0	0	0	0	2.1	0	1	1	0	0	3	0	4	1.29	.000
Career	Double-A	0	1	3.86	2	0	0	0	0	0	2.1	0	1	1	0	0	3	0	4	1.29	.000
Career	Total	2	3	2.61	21	5	0	0	1	1	31.0	13	10	9	1	5	22	0	55	1.13	.130

**2022:** In first healthy season, played between three levels and rose as high as Double-A...began season in Complex League before August 25 promotion to High-A Beloit...promoted to Double-A Pensacola on September 13...appeared in two playoff games, pitching to a 3.86 ERA (2.1 IP, 1 ER) with six strikeouts...played for Mesa Solar Sox in Arizona Fall League, going 0-1 with a 22.50 ERA in six appearances...allowed 15 earned runs in 6.0 innings, with 11 strikeouts and 16 walks...**Professional:** Originally signed as an international free agent in 2018. **Personal:** Borne Jorge Pablo Mercedes...nicknamed "J.P."



## OUTFIELDER

# VICTOR MESA JR.

**Born:** September 8, 2001

**HT:** 6'0" **WT:** 195

**Acquired:** International Free Agent, 2018

**Birthplace:** Havana, Cuba

**School:** --

**B/T:** L/L



Year	Team	G	AB	R	H	2B	3B	HR	RBI	BB	K	SB	CS	AVG	OBP	SLG	OPS
2019	GCL Marlins (R)	47	176	39	50	9	4	1	24	24	29	7	4	.284	.366	.398	.764
2021	Jupiter (A)	111	428	66	114	21	11	5	71	33	102	12	5	.266	.316	.402	.718
2022	Beloit (A+)	121	460	53	112	26	3	5	50	53	100	10	4	.243	.323	.346	.669
Career	Total	279	1064	158	276	56	18	11	145	110	231	29	13	.259	.328	.377	.705

**2023:** Enters season ranked the #14 prospect in the Marlins organization per MLB Pipeline...**2022:** Spent the entire season with High-A Beloit...led team in games played (121), hits (112) and doubles (26)...ranked fourth in the Midwest League in hits, and tied for fifth in doubles...**2021:** Ranked as #17 prospect in Marlins system by MLB Pipeline and #29 by Baseball America entering the season...spent entire season with Low-A Jupiter...led Low-A Southeast with 11 triples and ranked third in league with .266 average and 71 RBI...had second most total bases (172) in Low-A SE and ranked seventh in slugging (.402)...paced Jupiter in total bases, hits (114), runs (66), doubles (21), triples, RBI, slugging, and OPS (.718)...named Marlins Organizational All-Star...played all three outfield positions defensively, while appearing primarily in centerfield (85 games)...batting average improved every month of the season (.213 in May, .247 in June, .274 in July, .293 in August, .316 in September)...hit safely in 16 consecutive games August 17-September 3, slashing .350/.391/.584 over that streak...16-game hitting streak was second longest by a Low-A SE batter and tied for the longest (Troy Johnston, 16) by a Marlins prospect in 2021...**Professional:** Signed as an international free agent in October 2018 along with his older brother, Victor Victor Mesa...received a \$1 million signing bonus, with Victor Victor receiving \$5.25 million...**Personal:** Brother, Victor Victor, is also in Marlins organization...defected from Cuba in 2018...son of longtime Cuban manager Victor Mesa, who played for 19 seasons in the Cuban National Series and won gold at the 1992 Olympics, leading the Cuban leagues in steals 14 times in a 15-year period.



## OUTFIELDER

# VICTOR VICTOR MESA

**Born:** July 20, 1996

**HT:** 5'11" **WT:** 188

**Acquired:** International Free Agent, 2018

**Birthplace:** Santa Clara, Cuba

**School:** --

**B/T:** R/R



Year	Team	G	AB	R	H	2B	3B	HR	RBI	BB	K	SB	CS	AVG	OBP	SLG	OPS
2019	2 Teams	116	464	45	109	7	3	0	29	22	64	18	2	.235	.274	.263	.537
2019	Jupiter (A+)	89	357	37	90	5	3	0	26	19	48	15	2	.252	.295	.283	.578
2019	Jacksonville (AA)	27	107	8	19	2	0	0	3	3	16	3	0	.178	.200	.196	.396
2021	2 Teams	72	281	39	70	13	1	4	27	28	56	11	2	.249	.321	.345	.666
2021	Beloit (A+)	51	206	31	63	12	1	4	25	16	37	11	1	.306	.357	.432	.789
2021	Pensacola (AA)	21	75	8	7	1	0	0	2	12	19	0	1	.093	.231	.107	.338
2022	3 Teams	89	309	34	68	7	1	3	31	24	56	38	4	.220	.284	.278	.562
2022	FCL Marlins (R)	3	8	1	2	0	0	0	1	3	3	0	2	.250	.455	.250	.705
2022	Pensacola (AA)	54	206	26	47	6	1	2	22	16	40	26	2	.228	.295	.296	.591
2022	Jacksonville (AAA)	32	95	7	19	1	0	1	8	5	13	9	2	.200	.243	.242	.485
Career	Double-A	102	388	42	73	9	1	2	27	31	75	29	3	.188	.257	.232	.489
Career	Total	277	1054	118	247	27	5	7	87	74	176	67	8	.234	.290	.289	.579

**2022:** Began season at Double-A Pensacola...batted .315 in 20 July games before promotion to Triple-A Jacksonville on August 2...**2021:** Began season at Double-A Pensacola before going on the injured list May 13...activated June 22...transferred to High-A Beloit on July 13, where he spent remainder of season...after hitting .093 (7 for 75) at Double-A level, hit .306 with Beloit, stealing 11 bases in 12 attempts and hitting his first four professional home runs...from date of transfer to Beloit on, led the Snappers team in batting average and steals, ranking second on the team in on-base (.357), hits (63), doubles (12), and runs (31)...**2019:** Entered season ranked as the #2 prospect in the Marlins system by Baseball America and the top position player prospect...won Minor League Gold Glove as outfielder with the Jumbo Shrimp...played for Salt River in Arizona Fall League, being named to AFL Rising Stars team...**Professional:** Signed as an international free agent in October 2018 along with his younger brother, Victor Mesa Jr...received a \$5.25 million signing bonus, with Victor Jr. receiving \$1 million...**Personal:** Brother, Victor Jr., is also in Marlins organization...defected from Cuba in 2018...son of longtime Cuban manager Victor Mesa, who played for 19 seasons in the Cuban National Series and won gold at the 1992 Olympics...on Twitter @victorvmesa.





LEFT-HANDED PITCHER

## PATRICK MONTEVERDE

Born: September 24, 1997

HT: 6'2" WT: 190

Acquired: 8th round, 2021 Draft

Birthplace: Pittsburgh, PA

School: Texas Tech

B/T: R/L



Year	Team	W	L	ERA	G	GS	CG	SHO	SV	SVO	IP	H	R	ER	HR	HB	BB	IBB	SO	WHIP	AVG
2021	FCL Marlins (R)	0	0	3.07	7	1	0	0	2	2	14.2	14	6	5	1	1	4	0	16	1.23	.246
2022	2 Teams	4	4	3.20	21	21	0	0	0	0	109.2	99	42	39	13	6	32	0	122	1.19	.240
2022	Beloit (A+)	3	4	2.51	15	15	0	0	0	0	79.0	62	24	22	8	5	26	0	90	1.11	.215
2022	Pensacola (AA)	1	0	4.99	6	6	0	0	0	0	30.2	37	18	17	5	1	6	0	32	1.40	.301
Career	Double-A	1	0	4.99	6	6	0	0	0	0	30.2	37	18	17	5	1	6	0	32	1.40	.301
Career	Total	4	4	3.18	28	22	0	0	2	2	124.1	113	48	44	14	7	36	0	138	1.20	.241

**2023:** Enters season ranked the #30 prospect in the Marlins organization per MLB Pipeline...**2022:** Began season with High-A Beloit...was leading the Midwest League in ERA at 2.51 before promotion to Double-A Pensacola on August 2...finished regular season with the best ERA (3.20) among qualified starters in Marlins organization...made two appearances in Southern League playoffs, going 1-0 with a 1.93 ERA in 9.1 IP...worked 4.1 innings of effective one-run long relief in Game Two SLDS win over Montgomery and earned the win with a 5.0-inning, one-run start in Game Two of the SLCS at Tennessee...**2021:** Assigned to Complex League after signing in 2021...pitched primarily in relief after college season ended...**College:** Played for three programs in collegiate career: DIII Virginia Wesleyan, DII Seton Hall (Required Tommy John surgery early in the 2019 season) and DI Texas Tech...**Professional:** Selected by the Marlins in the 8th round of the 2021 Draft...**Personal:** Born Patrick Dillon Monteverde...played at Fox Chapel High School in Pittsburgh, Pennsylvania.



LEFT-HANDED PITCHER

## PATRICK MURPHY

Born: March 7, 1997

HT: 6'1" WT: 201

Acquired: MiLB Free Agent, 2022

Birthplace: Chicago, IL

School: Ohio State

B/T: L/L



Year	Team	W	L	ERA	G	GS	CG	SHO	SV	SVO	IP	H	R	ER	HR	HB	BB	IBB	SO	WHIP	AVG
2022	2 Teams	1	2	4.18	21	0	0	0	5	8	28.0	26	16	13	1	1	13	0	29	1.39	.243
2022	Jupiter (A)	1	1	3.00	18	0	0	0	5	8	24.0	19	9	8	1	0	11	0	25	1.25	.221
2022	Beloit (A+)	0	1	11.25	3	0	0	0	0	0	4.0	7	7	5	0	1	2	0	4	2.25	.333
Career	Total	1	2	4.18	21	0	0	0	5	8	28.0	26	16	13	1	1	13	0	29	1.39	.243

**2022:** After signing in May, was assigned to Class-A Jupiter before promotion to High-A Beloit on August 27...**Independent:** Played for the Frontier League's Tri-City ValleyCats in 2021...**College:** Played four years at Marshall University before transferring to Ohio State for 2020 collegiate season...**Professional:** Signed as a minor league free agent in May 2022...**Personal:** Born Patrick McNamara Murphy...attended Canton Catholic High School (OH).



INFILDER

# DANE MYERS

**Born:** March 8, 1996

**HT:** 6'3" **WT:** 205

**Acquired:** MiLB Rule 5 (DET), 2022

**Birthplace:** Columbus, TX

**School:** Rice

**B/T:** R/R



Year	Team	G	AB	R	H	2B	3B	HR	RBI	BB	K	SB	CS	AVG	OBP	SLG	OPS
2019	GCL Tigers (R)	3	5	1	3	1	0	0	2	4	1	0	0	.600	.778	.800	1.578
2021	3 Teams	45	154	26	45	9	1	4	24	16	48	5	1	.292	.371	.442	.813
2021	Lakeland (A)	14	45	15	14	3	0	0	9	9	20	5	0	.311	.450	.378	.828
2021	West Michigan (A+)	4	12	3	4	1	0	1	1	3	1	0	0	.333	.467	.667	1.134
2021	Erie (AA)	27	97	8	27	5	1	3	14	4	27	0	1	.278	.311	.443	.754
2022	2 Teams	121	450	64	120	21	2	25	77	24	133	21	5	.267	.315	.489	.804
2022	Erie (AA)	107	407	59	109	18	2	25	72	23	118	20	4	.268	.316	.506	.822
2022	Toledo (AAA)	14	43	5	11	3	0	0	5	1	15	1	1	.256	.304	.326	.630
Career	Double-A	134	504	67	136	23	3	28	86	27	145	20	5	.270	.315	.494	.809
Career	Total	102	337	42	75	20	1	2	38	33	52	2	1	.223	.298	.306	.604

**2022:** Spent majority of season with Double-A Erie, finishing second on the SeaWolves in homers, RBI and stolen bases...had two brief promotions to Triple-A Erie in May...selected by the Marlins in the minor league portion of the Rule 5 Draft in December...**2021:** In first year as full-time position player, began in Class-A Lakeland but was promoted twice to end the season with Double-A Erie...**2017-19:** Began pro career as a pitcher, going 8-10 with a 4.04 ERA in 171.2 innings between three different levels of Class-A baseball (Connecticut, West Michigan, Lakeland)...Tigers suggested he switch to full-time position player at end of 2019 season...**Amateur:** All-Conference USA second team as a two-way player for Rice...led the 2017 Owls in hits, home runs, triples, total bases and steals, and was second in ERA on the mound...**Professional:** Selected by the Tigers in the sixth round of the 2017 Draft out of Rice University...**Personal:** Born Dane Michael Myers...also played football in high school at Seely, TX.



INFILDER

# NASIM NUÑEZ

**Born:** August 18, 2000

**HT:** 5'9" **WT:** 158

**Acquired:** 2nd round, 2019 Draft

**Birthplace:** Bronx, NY

**School:** Collins Hill HS (GA)

**B/T:** S/R



Year	Team	G	AB	R	H	2B	3B	HR	RBI	BB	K	SB	CS	AVG	OBP	SLG	OPS
2019	2 Teams	51	185	38	37	5	1	0	12	35	48	28	2	.200	.327	.238	.565
2019	GCL Marlins (R)	48	175	37	37	5	1	0	12	34	43	28	2	.211	.340	.251	.591
2019	Batavia (SS-A)	3	10	1	0	0	0	0	0	1	5	0	0	.000	.091	.000	.091
2021	Jupiter (A)	52	189	33	46	2	1	0	10	35	46	33	10	.243	.366	.265	.631
2022	2 Teams	123	442	75	111	17	3	2	41	95	139	70	16	.251	.384	.317	.701
2022	Beloit (A+)	85	300	53	74	11	3	2	27	71	103	49	11	.247	.390	.323	.713
2022	Pensacola (AA)	38	142	22	37	6	0	0	14	24	36	21	5	.261	.371	.303	.674
Career	Double-A	38	142	22	37	6	0	0	14	24	36	21	5	.261	.371	.303	.674
Career	Total	226	816	146	194	24	5	2	63	165	233	131	28	.238	.367	.287	.645

**2023:** Enters season ranked the #21 prospect in the Marlins organization per MLB Pipeline...**2022:** Began season with High-A Beloit before August 2 promotion to Double-A Pensacola...stole 70 bases in the regular season, third-most for a Marlins minor leaguer in team history...batted .095 (2-for-21) in six Blue Wahoos playoff games, but drew six walks and hit go-ahead home run in the bottom of the eighth inning in Game Two of the SLDS against Montgomery...**2021:** Recognized by Baseball America as the "Fastest Baserunner", "Best Strike-Zone Discipline", "Best Defensive Infielder", and "Best Infield Arm" by Baseball America...ranked as the #15 prospect in the Marlins system by Baseball America and the #13 prospect by MLB Pipeline...leads Marlins system in steals over past two MiLB seasons (61)...spent full season with A-Jupiter...led the Hammerheads in stolen bases (33)...ranked second in the Low-A Southeast in steals (Steward Berroa, 55, TOR)...finished second in the Marlins system in stolen bases behind Brian Miller (36)...held a .960 fielding percentage in 48 games at shortstop, committing seven errors in 177 total chances...hit .260 against right-handed pitchers and .179 against left-handed pitchers as a switch hitter...played in his final game on July 28 and was placed on the injured list August 12, where he remained for the rest of the season...**2019:** Ranked third in the Marlins system with 28 steals, trailing Magneuris Sierra (33) and J.D. Orr (29)...ranked second in the system in BB% (15.5%) behind J.D. Orr (16.8%)...**Professional:** Selected by the Marlins in the 2nd round of the 2019 Draft (46th overall)...received over-slot \$2.2 million bonus...committed to Clemson before being drafted...considered the best defensive shortstop in the Draft by MLB Pipeline...**Personal:** Born Nasim Emmanuel Nunez...on Twitter @Diamonds\_Nas23.



## OUTFIELDER

# J.D. ORR

**Born:** September 11, 1996

**HT:** 5'11" **WT:** 185

**Acquired:** 10th round, 2019 Draft

**Birthplace:** Mount Vernon, OH

**School:** Wright State

**B/T:** L/L



Year	Team	G	AB	R	H	2B	3B	HR	RBI	BB	K	SB	CS	AVG	OBP	SLG	OPS
2019	Batavia (SS-A)	64	213	57	75	9	3	0	18	44	30	29	17	.352	.469	.423	.892
2021	3 Teams	72	237	42	69	14	3	0	11	31	49	23	9	.291	.375	.376	.751
2021	Jupiter (A)	41	131	25	37	7	2	0	8	21	30	12	6	.282	.382	.366	.748
2021	Beloit (A+)	9	34	8	7	2	0	0	0	6	3	6	1	.206	.325	.265	.590
2021	Pensacola (AA)	22	72	9	25	5	1	0	3	4	16	5	2	.347	.390	.444	.834
2022	3 Teams	100	306	51	78	15	2	1	16	53	68	50	9	.255	.375	.327	.702
2022	Beloit (A+)	16	42	6	12	3	1	0	0	7	8	10	2	.286	.400	.405	.805
2022	Pensacola (AA)	81	253	42	60	11	1	1	15	46	59	39	7	.237	.365	.300	.665
2022	Jacksonville (AAA)	3	11	3	6	1	0	0	1	0	1	0	0	.545	.545	.636	1.181
Career	Double-A	103	325	51	85	16	2	1	18	50	75	44	9	.262	.370	.332	.702
Career	Total	236	756	150	222	38	8	1	45	128	147	102	35	.294	.402	.369	.771

**2022:** Began season with High-A Beloit before May 9 promotion to Triple-A Jacksonville...transferred to Double-A Pensacola on May 17...stole 50 bases between three levels, second most in the Marlins organization...39 steals with Blue Wahoos were third-most in the Southern League...went 0-for-6 with a stolen base in four playoff games. **2021:** Began season at Low-A Jupiter...placed on injured list June 26-July 9...promoted to Double-A Pensacola July 13...hit safely in 13 straight games between July 13 and September 4...transferred to High-A Beloit with ongoing 13-game hitting streak and hit safely first three games to extend his overall streak to 16 games...hit .407 (22-for-54) over his 16-game hitting streak...13-game hitting streak with Pensacola was the longest by a Blue Wahoo in 2021...held lowest swinging strike percentage (7.8%) in the Marlins system...ranked second in system in batting average (.291) among hitters with 250+ PA, trailing just Troy Johnston (.300)...held highest ground ball percentage (59.6%) in the system. **2019:** Led qualified Marlins minor leaguers in average (.352) and on-base (.469)...held best BB% in Marlins system (16.8%) among hitters with 150+ AB...**Amateur:** Played four seasons at Wright State...slashed .330/.464/.404 as a senior, leading the nation with 60 steals...walked 54 times and struck out 35 times during senior season...**Professional:** Selected by the Marlins in the 10th round of the 2019 Draft...**Personal:** Born Jarrod Douglas Orr...attended Mount Vernon High School in Mount Vernon, Ohio, where he owns the school hits, runs, average and OBP records...was All-Ohio in football as well...on Twitter @jdorr5.



## LEFT-HANDED PITCHER

# LUIS PALACIOS

**Born:** July 1, 2000

**HT:** 6'2" **WT:** 160

**Acquired:** International Free Agent, 2016

**Birthplace:** Cagua, VZ

**School:** - -

**B/T:** L/L



Year	Team	W	L	ERA	G	GS	CG	SHO	SV	SVO	IP	H	R	ER	HR	HB	BB	IBB	SO	WHIP	AVG
2017	DSL Marlins (R)	4	0	2.70	15	4	0	0	0	1	46.2	38	21	14	1	3	15	0	43	1.14	.215
2018	DSL Marlins (R)	8	0	0.85	15	4	0	0	0	1	63.2	34	9	6	0	1	4	0	62	0.60	.155
2019	GCL Marlins (R)	1	0	1.12	10	4	0	0	1	1	40.1	25	5	5	2	0	2	0	42	0.67	.180
2021	Jupiter (A)	5	6	3.88	12	10	2	0	1	1	65.0	48	29	28	10	5	16	0	66	0.98	.199
2022	3 Teams	8	7	4.17	23	21	1	0	0	0	131.2	135	63	61	20	5	16	0	124	1.15	.264
2022	Jupiter (A)	4	5	4.03	14	12	1	0	0	0	82.2	86	39	37	11	0	5	0	82	1.10	.265
2022	Beloit (A+)	3	2	4.85	7	7	0	0	0	0	39.0	45	21	21	7	4	7	0	33	1.33	.294
2022	Pensacola (AA)	1	0	2.70	2	2	0	0	0	0	10.0	4	3	3	2	1	4	0	9	0.80	.121
Career	Double-A	1	0	2.70	2	2	0	0	0	0	10.0	4	3	3	2	1	4	0	9	0.80	.121
Career	Total	26	13	2.95	75	43	3	0	2	4	347.1	280	127	114	33	14	53	0	337	0.96	.218

**2022:** Began season with Class-A Jupiter before July 22 promotion to High-A Beloit...promoted to Double-A Pensacola September 9...started Game One of SLCS, taking the loss while allowing two runs in 3.0 innings...**2021:** Spent entire season in Jupiter...provided five quality starts, going 7.0 innings three times...recorded 5+ strikeouts in eight of 12 appearances...held fifth-best WHIP (0.98) in the Marlins system among pitchers with 50+ IP...suffered first professional loss on July 1 after starting professional career with 13-0 record...had a lower ERA in each successive month, finishing with a 3.50 ERA in three September appearances...**2019:** Ranked second in all of MiLB in BB/9 (0.45) among pitchers with 40+ IP...held the best cumulative ERA in Minor League Baseball between 2017 and 2019 (min. 150 IP), posting a 1.49 mark over 150.2 innings across his first three pro seasons...also held the best WHIP (0.78) in MiLB 2017-2019 (min. 150 IP)...held lowest opponent's average (.178) in the Marlins system between 2017 and 2019 (min. 50 IP)...held the second lowest BB/9 mark in the system (1.25) over that three-year period, trailing Sean Guenther (1.24)...held the second best swinging strike percentage (35.4%) in the system over that three year period...**2018:** Led the Dominican Summer League with a 0.597 WHIP in 63.2 innings...over his last 11 appearances, allowed 21 hits and one run in 50.0 innings, striking out 50 while issuing only 3 walks...**Professional:** Signed as an international free agent in June 2017...**Personal:** Born Luis Fernando Palacios...Cagua, Venezuela is the hometown of former Marlins shortstop Álex González.



## RIGHT-HANDED PITCHER

# EURY PÉREZ

**Born:** April 15, 2003

**HT:** 6'8" **WT:** 220

**Acquired:** International Free Agent, 2019

**Birthplace:** Santiago, DR

**School:** -

**B/T:** R/R



Year	Team	W	L	ERA	G	GS	CG	SHO	SV	SVO	IP	H	R	ER	HR	HB	BB	IBB	SO	WHIP	AVG
2021	2 Teams	3	5	1.96	20	20	0	0	0	0	78.0	43	24	17	7	7	26	0	108	0.88	158
2021	Jupiter (A)	2	3	1.61	15	15	0	0	0	0	56.0	32	14	10	2	5	21	0	82	0.95	163
2021	Beloit (A+)	1	2	2.86	5	5	0	0	0	0	22.0	11	10	7	5	2	5	0	26	0.73	145
2022	2 Teams	3	3	3.97	18	18	0	0	0	0	77.0	63	36	34	9	5	25	0	110	1.14	221
2022	Jupiter (A)	0	0	0.00	1	1	0	0	0	0	2.0	1	0	0	0	0	0	0	4	0.50	143
2022	Pensacola (AA)	3	3	4.08	17	17	0	0	0	0	75.0	62	36	34	9	5	25	0	106	1.16	223
Career	Total	6	8	2.96	38	38	0	0	0	0	155.0	106	60	51	16	12	51	0	218	1.01	190

**2023:** Enters 2023 season ranked as the #7 prospect in baseball per Baseball America and the #13 prospect per MLB Pipeline...**2022:** Entered 2022 season ranked as the #48 overall prospect, and #1 Marlins prospect, by Baseball America entering the season...named Pensacola's Opening Day starter, becoming the first teenager (18 years old) to play for the Blue Wahoos and the first teenager to play for a Marlins Double-A affiliate since Giancarlo Stanton in 2009...twice won Southern League Pitcher of the Week honors: May 2 (12 K over 5.0 IP at Biloxi on April 29) and May 31 (6.0 scoreless IP vs. Mississippi on May 25)...named Miami's representative at the SiriusXM Futures Game at Dodger Stadium, working a 1-2-3 inning...on injured list August 6-September 16, with one rehab start in Jupiter...made two postseason starts, including decisive Game Three of the Southern League Championship Series in which he struck out the first 8 Tennessee batters of the game...**2021:** Allowed 2 or fewer hits in 12 of his 20 appearances...did not allow more than four hits in a game all season...held fourth-best ERA in MiLB (1.96) among pitchers with 70+ IP...named Low-A Southeast Pitcher of the Week on July 25 after striking out 9 batters over 5.0 scoreless, two-hit innings against Palm Beach the day prior...allowed more than one run only twice in 15 starts for the Hammerheads...promoted to High-A Beloit on August 17...pitched to a 1.50 ERA in first four starts for the Snappers before allowing 4 ER in 4.0 innings in his final appearance of the year...**Professional:** Signed as an international free agent in July 2019...received \$200,000 bonus...**Personal:** Born Eury Rafael Perez...On Twitter @Eury\_Perez9.



## RIGHT-HANDED PITCHER

# BRADY PUCKETT

**Born:** July 31, 1995

**HT:** 6'8" **WT:** 220

**Acquired:** 15th round, 2017 Draft

**Birthplace:** Murfreesboro, TN

**School:** Lipscomb

**B/T:** R/R



Year	Team	W	L	ERA	G	GS	CG	SHO	SV	SVO	IP	H	R	ER	HR	HB	BB	IBB	SO	WHIP	AVG
2017	2 Teams	4	1	2.92	13	5	0	0	0	0	49.1	54	20	16	3	1	9	0	35	1.28	280
2017	GCL Marlins (R)	4	1	2.85	12	5	0	0	0	0	47.1	52	19	15	2	1	9	0	32	1.29	281
2017	Batavia (SS-A)	0	0	4.50	1	0	0	0	0	0	2.0	2	1	1	1	0	0	0	3	1.00	250
2018	3 Teams	8	5	2.56	22	21	0	0	1	1	126.2	132	44	36	2	8	18	0	98	1.18	272
2018	GCL Marlins (R)	0	1	8.59	2	2	0	0	0	0	7.1	12	8	7	0	1	1	0	8	1.77	375
2018	Greensboro (A)	1	3	1.99	8	8	0	0	0	0	49.2	51	18	11	2	4	4	0	48	1.11	266
2018	Jupiter (A+)	7	1	2.33	12	11	0	0	1	1	69.2	69	18	18	0	3	13	0	42	1.18	264
2021	Beloit (A+)	6	2	6.46	26	0	0	0	1	3	47.1	58	39	34	9	4	27	3	39	1.80	301
2022	2 Teams	2	2	4.93	32	0	0	0	2	3	42.0	36	27	23	2	5	27	0	52	1.50	235
2022	Beloit (A+)	2	2	3.09	21	0	0	0	2	3	32.0	21	14	11	1	2	17	0	40	1.19	193
2022	Pensacola (AA)	0	0	10.80	11	0	0	0	0	0	10.0	15	13	12	1	3	10	0	12	2.50	341
Career	Double-A	0	0	10.80	11	0	0	0	0	0	10.0	15	13	12	1	3	10	0	12	2.50	341
Career	Total	20	10	3.70	93	26	0	0	4	7	265.1	280	130	109	16	18	81	3	224	1.36	273

**2022:** Began season at High-A Beloit...promoted to Double-A Pensacola on May 17...allowed 6 earned runs in 0.1 innings in Double-A debut May 26 vs. Mississippi...sent back to Beloit July 4...returned to Pensacola August 30 through the end of the season...was on Pensacola's playoff roster, but did not appear...**2021:** Spent entire season at High-A Beloit...held a 2.16 ERA in five May appearances...held a 3.26 ERA in the eighth and ninth innings of games, throwing 19.1 innings and striking out 21 in 20 late-game appearances...held rights to a .245 average while lefties hit .363...**2019:** Injured UCL in spring training...spent season on injured list in recovery from Tommy John surgery, performed by Dr. James Andrews in Pensacola...**2018:** Began season at Low-A Greensboro before promotion to High-A Jupiter on May 23...spent June 4-July 13 on injured list, with two rehab appearances in GCL...held 2.56 ERA, second best in the system (100+ IP) across a career high 126.2 IP...posted a 1.95 ERA in the first half...threw 7.0+ innings 11 times...provided 14 quality starts...**Amateur:** Played three years at Lipscomb, where he was the ASUN Conference Pitcher of the Year in 2016...**Professional:** Selected in the 15th round of the 2017 Draft...selected by the Mets in the 33rd round of the 2014 Draft, but did not sign...**Personal:** Born Brady B. Puckett...unanimous selection as ASUN Pitcher of the Year in 2016, leading the league in wins and strikeouts (9-2, 2.93 ERA, 101 K)...attended Riverdale High School, where he led the Warriors to three straight district, regional and substate championships...threw a one-hitter in the regional championship...grandfather, Gene, played baseball in the Cardinals organization...on Twitter @PuckettList.



## RIGHT-HANDED PITCHER

# JOHAN QUEZADA

**Born:** August 25, 1994

**HT:** 6'9" **WT:** 255

**Acquired:** Minor League Free Agent, 2023

**Birthplace:** Santo Domingo, DR

**School:** - -

**B/T:** R/R



Year	Team	W	L	ERA	G	GS	CG	SHO	SV	SVO	IP	H	R	ER	HR	HB	BB	IBB	SO	WHIP	AVG
2013	DSL Twins (R)	0	1	10.29	11	5	0	0	0	0	14.0	14	21	16	0	2	28	0	12	3.00	.264
2014	DSL Twins (R)	1	0	3.99	18	0	0	0	0	0	29.1	13	17	13	0	0	46	0	38	2.01	.135
2015	GCL Twins (R)	2	1	3.38	19	0	0	0	7	8	21.1	14	9	8	1	0	12	0	23	1.22	.189
2016	Elizabethton (R)	2	1	5.04	19	0	0	0	3	4	30.1	24	21	17	1	4	21	0	29	1.48	.214
2018	2 Teams	3	3	1.93	16	0	0	0	4	4	32.2	25	11	7	0	2	14	0	31	1.19	.205
2018	Elizabethton (R)	2	2	2.35	12	0	0	0	2	2	23.0	18	8	6	0	2	12	0	21	1.30	.207
2018	Cedar Rapids (A)	1	1	0.93	4	0	0	0	2	2	9.2	7	3	1	0	0	2	0	10	0.93	.200
2019	Ft. Myers (A+)	7	2	3.44	33	0	0	0	2	7	52.1	50	29	20	2	1	28	1	49	1.49	.250
2020	Miami (MLB)	0	0	9.00	3	0	0	0	0	0	3.0	4	3	3	1	0	1	0	2	1.67	.364
2021	3 Teams	1	1	6.38	18	2	0	0	0	3	24.0	28	19	17	3	3	9	0	28	1.54	.286
2021	FCL Cardinals (R)	1	0	3.00	7	2	0	0	0	0	9.0	7	3	3	0	0	1	0	12	0.89	.219
2021	Springfield (AA)	0	1	10.80	8	0	0	0	0	2	11.2	20	16	14	3	3	6	0	14	2.23	.364
2021	Memphis (AAA)	0	0	0.00	3	0	0	0	0	1	3.1	1	0	0	0	0	2	0	2	0.90	.091
2022	3 Teams	2	1	4.83	44	1	0	0	1	3	59.2	64	39	32	3	2	38	1	73	1.71	.274
2022	FCL Cardinals (R)	0	0	0.00	4	1	0	0	0	0	5.0	1	0	0	0	0	1	0	6	0.40	.063
2022	Springfield (AA)	1	0	7.20	23	0	0	0	1	3	30.0	33	31	24	2	2	26	1	39	1.97	.275
2022	Memphis (AAA)	1	1	2.92	17	0	0	0	0	0	24.2	30	8	8	1	0	11	0	28	1.66	.306
Career	Double-A	0	1	10.80	8	0	0	0	0	2	11.2	20	16	14	3	3	6	0	14	2.23	.364
Career	Total	18	10	4.44	178	8	0	0	17	29	263.2	232	166	130	10	14	196	2	283	1.62	.235

**2022:** Designated for assignment in March to make room for Albert Pujols...split season between Double-A Springfield and Triple-A Memphis in the Cardinals organization...signed as a free agent by Marlins prior to 2023 season...**2021:** Claimed off waivers by the Phillies after 2020 season, but was traded to Cardinals before appearing in a game...split majority of season between Double-A Springfield and Triple-A Memphis...**2020:** Made MLB debut for Marlins in pandemic-shortened 2020 season...appeared in first game September 12, 2020 vs. Philadelphia...appeared in three games, allowing three runs in 3.0 innings with a pair of strikeouts...had not pitched above High-A at time of debut...**Professional:** Signed by the Twins in 2012 out of Santo Domingo, Dominican Republic...**Personal:** Born Johan Ramon Quezada.



## RIGHT-HANDED PITCHER

# SEAN REYNOLDS

**Born:** April 19, 1998

**HT:** 6'8" **WT:** 240

**Acquired:** 4th round, 2016 Draft

**Birthplace:** Redondo Beach, CA

**School:** Redondo Union HS (CA)

**B/T:** L/R



Year	Team	G	AB	R	H	2B	3B	HR	RBI	BB	K	SB	CS	AVG	OBP	SLG	OPS					
2016	GCL Marlins (R)	42	148	17	23	2	2	0	11	22	64	3	3	.155	.262	.196	.458					
2017	2 Teams	51	177	30	35	8	2	5	24	18	85	3	1	.198	.269	.350	.619					
2017	GCL Marlins (R)	31	103	19	22	5	1	1	14	14	44	1	1	.214	.303	.311	.614					
2017	Batavia (SS-A)	20	74	11	13	3	1	4	10	4	41	2	0	.176	.218	.405	.623					
2018	Batavia (SS-A)	76	270	49	52	12	2	17	52	42	133	13	1	.193	.306	.441	.747					
2019	2 Teams	96	319	41	55	15	1	13	45	54	184	11	6	.172	.291	.348	.639					
2019	Batavia (SS-A)	28	88	13	15	3	0	4	13	21	39	4	2	.170	.330	.341	.671					
2019	Clinton (A)	68	231	28	40	12	1	9	32	33	145	7	4	.173	.274	.351	.625					
2021	Jupiter (A)	28	26	5	2	0	0	0	0	8	14	1	1	.077	.294	.077	.371					
Career	Total	293	940	142	167	37	7	35	132	144	480	31	12	.178	.287	.344	.631					
Year	Team	W	L	ERA	G	GS	CG	SHO	SV	SVO	IP	H	R	ER	HR	HB	BB	IBB	SO	WHIP	AVG	
2021	Jupiter (A)	2	1	3.09	19	0	0	0	2	3	32.0	26	14	11	0	4	23	0	37	1.53	.215	
2022	2 Teams	2	1	4.13	50	0	0	0	0	10	10	52.1	39	26	24	5	3	24	0	66	1.20	.201
2022	Beloit (A+)	0	1	3.25	26	0	0	0	0	6	6	27.2	17	10	10	2	1	14	0	39	1.12	.170
2022	Pensacola (AA)	2	0	5.11	24	0	0	0	4	4	24.2	22	16	14	3	2	10	0	27	1.30	.234	
Career	Double-A	2	0	5.11	24	0	0	0	4	4	24.2	22	16	14	3	2	10	0	27	1.30	.234	
Career	Total	4	2	3.74	69	0	0	0	12	13	84.1	65	40	35	5	7	47	0	103	1.33	.206	

**2022:** Began season at High-A Beloit before promotion to Double-A Pensacola July 4...appeared in three playoff games, working 4.1 scoreless innings...recorded final outs of Game Two and Game Three of the Division Series, and Game Three of the Championship Series...added to Marlins 40-man roster after season...**2021:** Began season in Low-A Jupiter...made 28 appearances as a position player and 19 as a pitcher...held a 3.09 ERA as a pitcher, throwing 32.0 IP and striking out 37...placed on injured list June 24-August 7...did not play the field upon return, making nine pitching appearances after being activated and holding a 1.55 ERA through end of season (17.1 IP, 3 ER)...**2018:** Named a New York-Penn League Mid-Season All-Star in short-season Batavia...led league in home runs (17), RBI (52), BB (42), and runs (49)...NYP Player of the Week for September 3...earned MiLB Joe Bauman Home Run Award for leading NYP league with 17 homers...**Professional:** Selected by the Marlins in the 4th round of the 2016 Draft as a position player...**Personal:** Born Sean William Reynolds...attended Redondo Union High School in Redondo Beach, CA...committed to Rice before being drafted by Miami.





## INFIELDER

# JOE RIZZO

**Born:** March 31, 1998

**HT:** 5'9" **WT:** 194

**Acquired:** Minor League Free Agent, 2022

**Birthplace:** Hackensack, NJ

**School:** Oakton HS (VA)

**B/T:** L/R



Year	Team	G	AB	R	H	2B	3B	HR	RBI	BB	K	SB	CS	AVG	OBP	SLG	OPS
2016	GCL Marlins (R)	39	148	21	43	7	1	2	21	17	36	2	1	.291	.355	.392	.747
2017	2 Teams	115	430	48	108	17	1	7	51	64	121	3	1	.251	.349	.344	.693
2017	Clinton (A)	110	410	47	104	17	0	7	50	63	113	3	1	.254	.354	.346	.700
2017	Modesto (A+)	5	20	1	4	0	1	0	1	1	8	0	0	.200	.238	.300	.538
2018	Modesto (A+)	123	461	46	111	21	2	4	55	40	108	6	1	.241	.303	.321	.624
2019	Modesto (A+)	129	518	77	153	30	3	10	63	45	94	0	3	.295	.354	.423	.777
2021	Arkansas (AA)	105	380	49	96	18	1	12	60	42	104	4	4	.253	.330	.400	.730
2022	Arkansas (AA)	118	488	84	135	30	0	21	69	48	103	2	1	.277	.343	.467	.810
Career	Double-A	223	868	133	231	48	1	33	129	90	207	6	5	.266	.337	.438	.775
Career	Total	629	2425	325	646	123	8	56	319	256	566	17	11	.266	.338	.393	.731

**2022:** Spent entire season with Double-A Arkansas...led Travelers with 135 hits, and tied for team lead with 21 homers...elected free agency in November, and signed minor league contract with Marlins in December. **2021:** Spent entire season at Double-A Arkansas...**2016-19:** Played between GCL and Class-A in first four seasons a professional...**Professional:** Selected by the Marlins in the second round of the 2016 Draft out of Oakton High School (VA)...**Personal:** Born Joseph Rizzo...committed to play at University of South Carolina before junior year of high school in which he batted .606 with seven homers, earning Virginia 6A Player of the Year honors.



## RIGHT-HANDED PITCHER

# AUSTIN ROBERTS

**Born:** July 27, 1998

**HT:** 6'0" **WT:** 205

**Acquired:** MiLB Rule 5 (PIT), 2022

**Birthplace:** West Sacramento, CA

**School:** Sacramento State

**B/T:** R/R



Year	Team	W	L	ERA	G	GS	CG	SHO	SV	SVO	IP	H	R	ER	HR	HB	BB	IBB	SO	WHIP	AVG
2019	West Virginia (SS-A)	2	1	2.70	15	5	0	0	1	1	40.0	31	13	12	3	0	11	0	38	1.05	.214
2021	2 Teams	4	3	4.46	40	0	0	0	9	11	66.2	64	39	33	15	4	25	0	103	1.34	.248
2021	Greensboro (A+)	4	3	4.55	39	0	0	0	9	11	65.1	64	39	33	15	4	25	0	99	1.36	.252
2021	Indianapolis (AAA)	0	0	0.00	1	0	0	0	0	0	1.1	0	0	0	0	0	0	0	4	0.00	.000
2022	Altoona (AA)	3	1	4.28	37	3	0	0	2	5	48.1	52	28	23	9	6	19	0	56	1.47	.268
Career	Double-A	3	1	4.28	37	3	0	0	2	5	48.1	52	28	23	9	6	19	0	56	1.47	.268
Career	Total	9	5	3.95	92	8	0	0	12	17	155.0	147	80	68	27	10	55	0	197	1.30	.246

**2022:** Spent entire season at Double-A Altoona...acquired by the Marlins in December in the minor league portion of the Rule 5 Draft...**2021:** Spent majority of season with High-A Greensboro...made one appearance at Triple-A Indianapolis after completion of South Atlantic League season...**Professional:** Selected by the Pirates in the 8th round of the 2019 Draft...**Amateur:** Played collegiately at Sacramento State, where he ranks ninth all-time in appearances and tenth in strikeouts...**Personal:** Born Austin Tyler Roberts...was a kinesiology major at Sacramento State...attended River City High School in Sacramento.



## RIGHT-HANDED PITCHER



# FRANKLIN SANCHEZ

**Born:** September 12, 2000  
**HT:** 6'6" **WT:** 183  
**Acquired:** Trade (NYM), 2022

**Birthplace:** Jimani, DR  
**School:** - -  
**B/T:** R/R

Year	Team	W	L	ERA	G	GS	CG	SHO	SV	SVO	IP	H	R	ER	HR	HB	BB	IBB	SO	WHIP	AVG
2021	2 Teams	2	3	6.51	17	1	0	0	1	3	27.2	21	24	20	0	10	21	0	35	1.52	.212
2021	FCL Mets (R)	2	3	7.30	14	1	0	0	0	2	24.2	20	23	20	0	10	16	0	31	1.46	.222
2021	St. Lucie (A)	0	0	0.00	3	0	0	0	1	1	3.0	1	1	0	0	0	5	0	4	2.00	.111
2022	2 Teams	2	2	3.79	17	7	0	0	0	0	35.2	28	16	15	1	5	21	1	42	1.37	.217
2022	St. Lucie (A)	1	1	3.90	13	7	0	0	0	0	30.0	22	13	13	1	4	17	0	37	1.30	.204
2022	Brooklyn (A+)	1	1	3.18	4	0	0	0	0	0	5.2	6	3	2	0	1	4	1	5	1.76	.286
Career	Total	4	5	4.97	34	8	0	0	1	3	63.1	49	40	35	1	15	42	1	77	1.44	.215

**2022:** Began season in St. Lucie before August 23 promotion to High-A Brooklyn...pitched for Peoria Javelinas in Arizona Fall League, going 0-1 with an 11.05 ERA...allowed 9 earned runs in 7.1 innings...acquired by the Marlins, along with a player to be named later, on November 18 in exchange for right-handed pitchers Elieser Hernandez and Jeff Brigham...**2021:** Pitched in first professional season after missing 2020 due to COVID-19 pandemic...split time between Complex League and Class-A St. Lucie...**Professional:** Signed by the Mets as an international free agent in 2019...**Personal:** Born Franklin Sanchez.



## RIGHT-HANDED PITCHER



# JAKE WALTERS

**Born:** March 11, 1996  
**HT:** 6'0" **WT:** 190  
**Acquired:** 9th round, 2018 Draft

**Birthplace:** Brandon, MS  
**School:** Alabama  
**B/T:** R/R

Year	Team	W	L	ERA	G	GS	CG	SHO	SV	SVO	IP	H	R	ER	HR	HB	BB	IBB	SO	WHIP	AVG
2019	Clinton (A)	7	4	2.35	19	17	0	0	1	1	92.0	69	29	24	4	5	29	0	87	1.07	.207
2021	2 Teams	2	3	3.57	17	5	0	0	1	2	58.0	46	27	23	2	4	29	0	61	1.29	.216
2021	Beloit (A+)	2	3	4.06	15	5	0	0	1	2	51.0	43	26	23	2	2	22	0	54	1.27	.226
2021	Jacksonville (AAA)	0	0	0.00	2	0	0	0	0	0	7.0	3	1	0	0	2	7	0	7	1.43	.130
2022	3 Teams	3	3	3.23	15	12	0	0	1	1	53.0	52	23	19	3	7	17	0	52	1.30	.257
2022	FCL Marlins (R)	0	1	2.45	4	3	0	0	0	0	7.1	7	3	2	0	0	1	0	8	1.09	.233
2022	Jupiter (A)	2	0	2.08	5	5	0	0	0	0	21.2	18	7	5	1	3	4	0	20	1.02	.237
2022	Beloit (A+)	1	2	4.50	6	4	0	0	1	1	24.0	27	13	12	2	4	12	0	24	1.63	.281
Career	Total	12	10	3.10	52	35	0	0	3	4	206.0	172	84	71	10	16	78	0	202	1.21	.225

**2022:** Began season on High-A Beloit injured list...sent on rehab assignment to Complex League in June, joining Class-A Jupiter on July 1...promoted to High-A Beloit on August 2...**2021:** Spent majority of season at High-A Beloit...promoted to Triple-A Jacksonville for two games in July...**Professional:** Acquired in the 9th round of the 2018 Draft out of the University of Alabama...**Amateur:** Played collegiately at University of Alabama, where he graduated with the most career starts in program history and third-most strikeouts...**Personal:** Born Jacob Quinton Walters...attended Thompson High School in Alabaster, Alabama, where he was a finalist for Alabama Gatorade Baseball Player of the Year in 2013...went 10-0 with a 0.78 ERA...threw a no-hitter in an area game in 2013...father, Kent, played baseball at Mississippi State...brother, Garrett, played baseball at the University of Louisiana at Monroe...majored in human performance exercise science...on Twitter @J\_Walt16.



## INFILDER



# KAHLIL WATSON

**Born:** April 16, 2003

**HT:** 5'9" **WT:** 178

**Acquired:** 1st round (16th overall), 2021 Draft

**Birthplace:** Chase City, VA

**School:** Wake Forest HS (NC)

**B/T:** L/R

Year	Team	G	AB	R	H	2B	3B	HR	RBI	BB	K	SB	CS	AVG	OBP	SLG	OPS
2021	FCL Marlins (R)	9	33	13	13	3	2	0	5	8	7	4	1	.394	.524	.606	1.130
2022	2 Teams	88	335	54	78	18	5	10	47	32	132	16	3	.233	.306	.406	.712
2022	FCL Marlins (R)	5	11	4	3	2	0	1	3	5	5	0	0	.273	.500	.727	1.227
2022	Jupiter (A)	83	324	50	75	16	5	9	44	27	127	16	3	.231	.296	.395	.691
Career	Total	97	368	67	91	21	7	10	52	40	139	20	4	.247	.328	.424	.752

**2022:** Began season with Class-A Jupiter...sent back to Complex League July 22-29...placed on injured list August 12-23...**2021:** Made professional debut with nine games in the Complex League...**Professional:** Selected by the Marlins in the first round (16th overall) of the 2021 Draft...signed for \$4,540,790, the largest bonus the Marlins had ever given to a high school position player...**Personal:** Born Kahlil Lorenzo Watson...attended Wake Forest High School in Wake Forest, North Carolina...on Twitter @KahlilWatson1...**Quotes:** "Thrust himself into consideration for the No. 1 overall choice with a spectacular spring...improved in all facets of the game, though he ultimately lasted 16 selections when signability came into play...plays much bigger than his listed 5-foot-9 and 178 pounds at the plate...impressive bat speed and takes big left-handed cuts, giving him plus raw power...history of making consistent hard contact and doesn't chase...could fit almost anywhere on the diamond" - MLB Pipeline.



## LEFT-HANDED PITCHER



# JEFFRY YAN

**Born:** August 17, 1996

**HT:** 6'3" **WT:** 170

**Acquired:** MiLB Free Agent, 2021

**Birthplace:** San Rafael del Yuma, DR

**School:** - -

**B/T:** L/L

Year	Team	W	L	ERA	G	GS	CG	SHO	SV	SVO	IP	H	R	ER	HR	HB	BB	IBB	SO	WHIP	AVG
2014	DSL Angels (R)	2	1	7.92	17	0	0	0	3	4	25.0	34	27	22	3	4	13	0	17	1.88	.306
2015	DSL Angels (R)	4	2	1.56	24	0	0	0	1	1	34.2	23	12	6	1	3	20	0	26	1.24	.200
2021	2 Teams	0	1	2.61	21	0	0	0	0	1	31.0	24	16	9	2	1	25	0	51	1.58	.205
2021	Jupiter (A)	0	1	3.18	11	0	0	0	0	1	17.0	16	10	6	2	0	14	0	32	1.76	.232
2021	Pensacola (AA)	0	0	1.93	10	0	0	0	0	0	14.0	8	6	3	0	1	11	0	19	1.36	.167
2022	Pensacola (AA)	2	4	4.89	38	4	0	0	2	4	57.0	49	36	31	3	7	47	1	88	1.68	.231
Career	Double-A	2	4	4.31	48	4	0	0	2	4	71.0	57	42	34	3	8	58	1	107	1.62	.219
Career	Total	8	8	4.14	100	4	0	0	6	10	147.2	130	91	68	9	15	105	1	182	1.59	.234

**2022:** Spent entire season with Double-A Pensacola...struck out 19 over 12.0 four-hit innings in May, allowing only an unearned run...recorded first save since 2015 with scoreless inning July 27 vs. Mississippi...suffered on-field injury September 2 at Chattanooga...was placed on injured list September 8 and missed remainder of season...**2021:** Signed with Marlins to a minor league contract in April, almost six years since last affiliated game...began season in Low-A Jupiter in early June...made 11 appearances, throwing 17.0 innings and striking out 32 while holding a 3.18 ERA...promoted to Double-A Pensacola on July 30...made 10 appearances for the Blue Wahoos, striking out 19 in 14.0 innings...held a 1.93 ERA in Pensacola, holding opponents to a .167 average...all three earned runs allowed in Double-A came in one outing (September 2 at Montgomery), otherwise threw 13.0 scoreless innings with five hits allowed and 16 strikeouts...played for Mesa Solar Sox in Arizona Fall League, pitching to an 8.31 ERA with nine walks in 8.0 innings but striking out 18 batters...**2016:** Did not see game action after beginning season on AZL roster...placed on the restricted list when, according to reports, he declined to return to the Dominican Republic to rehab an injury...**2015:** Played in Dominican Summer League in the Angels organization...**Professional:** Signed as an international free agent with the Angels in 2013...**Personal:** Born Jeffry Yan...stayed in baseball by playing in semi-pro leagues between 2017 and 2021.



# MIAMI MARLINS

# Miami Marlins



501 Marlins Way  
Miami, FL 33125  
(305) 480-1300  
Marlins.com



**Chairman & Principal Owner:** Bruce Sherman  
**General Manager:** Kim Ng  
**President of Business Operations:** Caroline O'Connor  
**Chief of Staff:** Thomas Stolarski  
**Assistant General Manager:** Brian Chattin  
**Assistant General Manager:** Daniel Greenlee  
**Assistant General Manager:** Oz Ocampo  
**Director, Team Travel:** Max Thomas  
**Assistant Director, Baseball Operations:** Matthew Marks  
**Manager, Baseball Operations:** Jordan Jackson  
**Director, Analytics:** Myles Lewis  
**Coordinator, Baseball Information Services:** Bradley Woodrum  
**Coordinator, Major League Analytics:** Neil Gahart  
**Coordinator, Baseball Data:** Justin Littman  
**Senior Director, International Operations:** Adrian Lorenzo  
**Senior Director, Amateur Scouting:** DJ Svihlik  
**Director, Minor League Operations:** Hector Crespo  
**Director, International Scouting:** Roman Ocumarez  
**Assistant Director, Minor League Operations:** Danny M. Henriquez  
**Assistant Director, Pro Scouting:** Alexandria Rigoli  
**Assistant Director, International Scouting:** David Hernandez-Beayne  
**Coordinator, Minor League Video:** Timothy Sylvester  
**Manager, Player Care and Service:** Colleen Mitchell  
**Senior Vice President, Communications & Outreach:** Jason Latimer  
**Director, Communications:** Jon Erik Alvarez  
**Player Relations & Spanish Media Liaison:** Luis Dorante  
**Coordinator, Media Relations:** Gali Sharoni  
**Coordinator, Broadcasting:** Stephen Strom  
**Broadcaster, Radio:** Kyle Sielaff  
**Broadcaster, TV:** Paul Severino  
**Manager, Social Media:** Sarah Penalver  
**Vice President, Marketing:** Tiago Pinto  
**Director, Creative Services:** Taylor Bolles  
**Team Photographer:** Jasen Vinlove

**Stadium:** loanDepot Park  
**Built:** 2012  
**Capacity:** 36,742  
**Dimensions:** LF: 340-CF: 400-RF: 335

**Manager:** Skip Schumaker  
**Bench Coach:** Luis Urueta  
**Hitting Coach:** Brant Brown  
**Pitching Coach:** Mel Stottlemyre  
**Ass't Hitting Coach:** John Mabry  
**Ass't Hitting Coach:** Jason Hart  
**First Base Coach:** Jon Jay  
**Third Base Coach:** Jody Reed  
**Bullpen Coach:** Wellington Cepeda  
**Bullpen Coordinator:** Rob Flippo  
**Field Coordinator:** Rod Barajas  
**Quality Assurance Coach:** Griffin Benedict

## 2021 MARLINS AWARDS

**Dominican Summer League MVP**  
Jose Gerardo  
**Florida Complex League MVP**  
Javier Sanoja  
**Low-A MVP**  
Jose Salas  
**High-A MVP**  
Nasim Nunez  
**Double-A MVP**  
Troy Johnston  
**Triple-A MVP**  
Charles Leblanc  
**MiLB Pitcher of the Year**  
Eury Perez  
**MiLB Service Man of the Year**  
Jordan McCants & Noah Williamson  
**MiLB Student of the Year**  
Ronald Hernandez  
**Staff Member of the Year**  
Matt Snyder

## MLB HALL OF FAMERS

Trevor Hoffman (1993)  
Tim Lincecum (2002)  
Ivan Rodriguez (2003)  
Mike Piazza (1998)  
Andre Dawson (1995-1996)  
Tony Perez (as manager, 2001)

## BLUE WAHOOS TO DEBUT W/ MARLINS

Lewin Diaz, 1B, August 15, 2020  
Brian Navarreto, C, August 23 2020  
Sean Guenther, LHP, August 4, 2021  
Edward Cabrera, RHP, August 25, 2021  
Nick Fortes, C, September 18, 2021  
Aneurys Zabala, RHP, June 12, 2022  
Jerar Encarnacion, OF, June 19, 2022  
Max Meyer, July 16, 2022  
J.J. Bleday, July 23, 2022  
Peyton Burdick, August 5, 2022  
A.J. Ladwig, August 14, 2022  
Andrew Nardi, August 16, 2022  
Bryan Hoeing, August 20, 2022  
Jeff Lindgren, April 3, 2023

## PLAYOFF APPEARANCES

2020 (Wild Card)  
2003 (Wild Card)  
1997 (Wild Card)

## WORLD SERIES TITLES

1997 (4-3 over Cleveland)  
2003 (4-2 over New York-AK)





## MARLINS TOP PROSPECTS



1. <b>Eury Pérez</b> RHP	16. Karson Milbrandt RHP
2. Jacob Berry IF	17. Jose Gerardo OF
3. Max Meyer RHP	18. Antony Peguero OF
4. <b>Dax Fulton</b> LHP	19. Marco Vargas IF
5. Jake Eder LHP	20. Cody Morissette IF
6. Joe Mack C	21. <b>Nasim Nuñez</b> IF
7. Yiddi Cappé IF	22. Ronald Hernandez C
8. Jacob Miller RHP	23. Nic Enright RHP
9. Jacob Amaya IF	24. <b>Josh Simpson</b> LHP
10. Jordan Groshans IF	25. <b>Sean Reynolds</b> RHP
11. Sixto Sánchez RHP	26. <b>George Soriano</b> RHP
12. Xavier Edwards IF	27. Evan Fitterer RHP
13. Kahlil Watson IF	28. <b>Paul McIntosh</b> C
14. Victor Mesa Jr. OF	29. <b>Troy Johnston</b> IF/OF
15. Ian Lewis IF	30. <b>Patrick Monteverde</b> LHP

Marlins prospects in MLB Pipeline's Top 100:

13. **Eury Pérez**

67. Max Meyer

61. Jacob Berry

**Bold:** Played for Pensacola in 2022



2022 Miami Marlins  
**Double-A MVP**

### Troy Johnston

Johnston anchored the Pensacola lineup for most of the 2022 season prior to his August promotion to Triple-A. With offensive consistency - a .292 batting average that was second-best in the league - and a knack for coming through in the clutch, he was at his best in an extended stretch late in the first half that saw him take home Southern League Player of the Week honors.



2022 Miami Marlins  
**MiLB Pitcher of the Year**

### Eury Pérez

Pensacola's Opening Day starter at the age of 18, Pérez became the first teenager in franchise history and solidified himself as the top prospect in the Marlins organization. The righty twice won Southern League Pitcher of the Week honors, and represented the Marlins at the SiriusXM All-Star Futures Game at Dodger Stadium.



## Marlins Recent Draft Picks



2022			2021			2019		
RD	PLAYER	POS	RD	PLAYER	POS	RD	PLAYER	POS
1	Jacob Berry	IF	1	Kahlil Watson	IF	1	J.J. Bleday	OF
2	Jacob Miller	RHP	1A	Joe Mack	C	1A	Kameron Misner	OF
3	Karson Milbrandt	RHP	2	Cody Morissette	IF	2	Nasim Nunez	IF
4	Marcus Johnson	RHP	3	Jordan McCants	IF	3	Peyton Burdick	OF
5	Josh White	RHP	4	Tanner Allen	OF	4	Evan Edwards	IF
6	Jared Poland	RHP	5	Brady Allen	OF	5	Evan Fitterer	RHP
7	Kyle Crigger	RHP	6	Sam Praytor	C	6	M.D. Johnson	RHP
8	Dale Stanavich	LHP	7	Gabe Bierman	RHP	7	Bryan Hoeing	RHP
9	Evan Taylor	LHP	8	Pat Monteverde	LHP	8	Tevin Mitchell	OF
10	Cade Gibson	LHP	9	Jake Schrand	RHP	9	Evan Brabrand	RHP
11	Alex Williams	RHP	10	Hunter Purdue	RHP	10	J.D. Orr	OF
12	Cole Kirschsieper	LHP	11	Jesse Birgin	RHP	11	Anthony Maldonado	RHP
13	Chase Luttrell	OF	12	Brandon White	RHP	12	Chris Mokma	RHP
14	Torin Montgomery	IF	13	Chandler Jozwiak	LHP	13	Zach King	LHP
15	Ike Buxton	RHP	14	Holt Jones Jr.	RHP	14	Easton Lucas	LHP
16	Brett Roberts	IF	15	Caleb Wurster	LHP	15	Javeon Cody	OF
17	Evan Chrest	RHP	16	Ivan Melendez	IF	16	Andrew Nardi	LHP
18	Spencer Bramwell	C	17	Justin Fall	LHP	17	Troy Johnston	OF
19	Carmine Lane	C	18	Bennett Hostetler	IF	18	Dustin Skelton	C
20	Jack Gowen	RHP	19	Noah Williamson	OF	19	Nate Rombach	C
			20	Zach Zubia	IF	20	Thomas Rowan	C
						21	Jhonny Feliz	RHP
						22	Codie Paiva	RHP
						23	Nic Ready	IF
						24	Jeff Lindgren	RHP
						25	Jack Strunc	IF
						26	Brandon McIlwain	OF
						27	Casey Combs	C
						28	Lorenzo Hampton	OF
						29	John Backer	RHP

## 2020

RD	PLAYER	POS
1	Max Meyer	RHP
2	Dax Fulton	LHP
2B	Kyle Nicolas	RHP
3	Zach McCambley	RHP
4	Jake Eder	LHP
5	Kyle Hurt	RHP



Infielder Jordan McCants became the first player from Pensacola drafted by the Miami Marlins during the Blue Wahoos affiliation with Miami when he was selected in the third round of the 2021 MLB Draft from Pensacola Catholic High School.



## JACKSONVILLE JUMBO SHRIMP

TRIPLE-A AFFILIATE



Owner & CEO: Ken Babby  
EVP/GM: Harold Crow  
VP, Marketing: Noel Blaha  
Media/Broadcaster: Scott Kornberg  
2022 Record: 80-69

301 A Philip Randolph Blvd  
Jacksonville, FL 32202  
(904) 358-29846  
JaxShrimp.com

121 Financial Ballpark  
Built: 2003  
Capacity: 11,000  
LF: 321-CF: 420-RF: 317  
Attendance: 358,094  
Average: 4,974

### DAREN BROWN

### MANAGER

Brown enters his second season in the Marlins organization. He boasts more than two decades of managerial experience, most of which came in the Seattle Mariners organization. 2022 marked his third stint as a Triple-A skipper, with previous assignments in Tacoma (2007-13, 19) and as an interim manager for the Mariners. He holds a 1,340-1,325 (.503) career managerial record, and managed the Kingsport Axmen of the collegiate Appalachian League in 2021.

### GREG COLBRUNN

### HITTING COACH

After working the last three years as a hitting consultant for the Marlins in their minor league system, Colbrunn will join the Jumbo Shrimp as their hitting coach in 2023. Prior to his time with the Marlins, he worked in the New York Yankees organization and was a hitting instructor for the Boston Red Sox in 2013 and 2014. A sixth-round selection in the 1987 Draft by the Montreal Expos, he played 13 seasons in MLB for the Expos, Marlins, Twins, Braves, Rockies, Diamondbacks and Mariners. He has won two World Series titles, as a player with the 2001 Diamondbacks and as a coach with the 2013 Red Sox.

### JEREMY POWELL

### PITCHING COACH

Powell enters his 11th season in Miami's organization and his fifth as the club's Triple-A pitching coach, including his third year with the Jumbo Shrimp. His tenure with the Marlins has included stops in the GCL, Greensboro, Jupiter and New Orleans. Powell pitched for the Montreal Expos from 1998-2000, and played in Japan's Nippon Professional Baseball from 2001-08.

### JOSE CEBALLOS

### DEFENSIVE COACH

The 2021 Marlins Staff Member of the Year, Ceballos returns as Jacksonville's defensive coach for the fifth time in six seasons and his 11th campaign in Miami's system. He guided Double-A Pensacola's defensive efforts in 2021. His playing career in the Marlins organization ran from 2007-13, and was followed by coaching assignments in Greensboro, Jupiter, Jacksonville and Pensacola.



### MARLINS AAA AFFILIATES

YEAR	AFFILIATE
1993	Edmonton Trappers
1994	Edmonton Trappers
1995	Charlotte Knights
1996	Charlotte Knights
1997	Charlotte Knights
1998	Charlotte Knights
1999	Calgary Cannons
2000	Calgary Cannons
2001	Calgary Cannons
2002	Calgary Cannons
2003	Albuquerque Isotopes
2004	Albuquerque Isotopes
2005	Albuquerque Isotopes
2006	Albuquerque Isotopes
2007	Albuquerque Isotopes
2008	Albuquerque Isotopes
2009	New Orleans Zephyrs
2010	New Orleans Zephyrs
2011	New Orleans Zephyrs
2012	New Orleans Zephyrs
2013	New Orleans Zephyrs
2014	New Orleans Zephyrs
2015	New Orleans Zephyrs
2016	New Orleans Zephyrs
2017	New Orleans Baby Cakes
2018	New Orleans Baby Cakes
2019	New Orleans Baby Cakes
2020	- -
2021	Jacksonville Jumbo Shrimp
2022	Jacksonville Jumbo Shrimp

### Moving Up

Following 50 years as a Double-A team (1970-2020), Jacksonville moved to Triple-A in 2021 as part of MLB's realignment of the Minor Leagues.

### Big Family

Jacksonville has served as an affiliate of the Marlins (2009-present), Dodgers (2001-2008), Tigers (1995-2000), Mariners (1991-1994), Expos (1984-1990), Royals (1972-1983), Indians (1971), Brewers (1970), Expos (1970), Mets (1966-1968), Cardinals (1964-1965), Indians (1962-1963).

### Notable Alumni

Jazz Chisholm (2019), Christian Yelich (2013), Giancarlo Stanton (2009-2010), Clayton Kershaw (2007-2008), Matt Kemp (2006), Alex Rodriguez (1994), Edgar Martinez (1993), Larry Walker (1987), Randy Johnson (1987), Nolan Ryan (1967), Tom Seaver (1966).



## BELOIT SKY CARP

HIGH-A AFFILIATE



Owner: Quint Studer  
President: Zach Brockman  
Media: Maria Valentyn  
Broadcaster: Larry Larson  
2022 Record: 62-67

217 Shirland Avenue  
Beloit, WI 53511  
(608) 362-2272  
skycarp.com

ABC Supply Stadium  
Built: 2021  
Capacity: 3,500  
LF: 345-CF: 400-RF: 325  
Attendance: 102,794  
Average: 1,632

### BILLY GARDNER JR.

#### MANAGER

Gardner, who has 24 years of minor league managing experience, joins the Sky Carp for his first season in Beloit. He spent the 2021 season managing Idaho Falls in the Pioneer League, and previously spent four years as the Triple-A manager in the Nationals organization. Gardner has managed two teams to titles, leading Augusta to the 1999 South Atlantic League title and leading Montgomery to the 2007 Southern League crown.

### DAN RADISON

#### HITTING COACH

Radison begins his first year in Beloit as the senior member of the Sky Carp coaching staff. He joins the Marlins organization after a decorated career that includes 10 seasons as a major league coach with the Padres, Cubs, Nationals and Astros, as well as seven seasons as a minor league manager in the Mets, Cardinals and Yankees organizations.

### JASON ERICKSON

#### PITCHING COACH

Erickson begins his sixth season with the Marlins, and second with Beloit, after working as the pitching coach for Low-A Jupiter in 2021. Prior to joining the Marlins, he worked four seasons in the Pittsburgh Pirates organization.

### CHRIS BRIONES

#### DEFENSIVE COACH

Briones enters his fifth season in the Marlins organization, and second with the Sky Carp, following 17 years in professional baseball as a player, scout and coach. He began his Marlins coaching career with Triple-A New Orleans in 2019, then was assigned to High-A Clinton in 2020 before the cancellation of the minor league season. He spent 2021 as a defensive coach for Low-A Jupiter.



#### MARLINS A+ AFFILIATES

YEAR	AFFILIATE
1993	High Desert Mavericks
1994	Brevard County Manatees
1995	Brevard County Manatees
1996	Brevard County Manatees
1997	Brevard County Manatees
1998	Brevard County Manatees
1999	Brevard County Manatees
2000	Brevard County Manatees
2001	Brevard County Manatees
2002	Jupiter Hammerheads
2003	Jupiter Hammerheads
2004	Jupiter Hammerheads
2005	Jupiter Hammerheads
2006	Jupiter Hammerheads
2007	Jupiter Hammerheads
2008	Jupiter Hammerheads
2009	Jupiter Hammerheads
2010	Jupiter Hammerheads
2011	Jupiter Hammerheads
2012	Jupiter Hammerheads
2013	Jupiter Hammerheads
2014	Jupiter Hammerheads
2015	Jupiter Hammerheads
2016	Jupiter Hammerheads
2017	Jupiter Hammerheads
2018	Jupiter Hammerheads
2019	Jupiter Hammerheads
2020	- -
2021	Beloit Snappers
2022	Beloit Sky Carp

#### New Year, New Me

After playing as the Beloit Brewers (1982-1994) and the Beloit Snappers (1995-2021), Beloit Baseball announced they would become the Beloit Sky Carp in November 2021. The Sky Carp name was chosen by local fans in a fan vote and refers to a goose that loves its hometown so much it doesn't migrate in the winter.

#### ABC Supply Stadium

Following four decades at their original ballpark, Pohlman Field, Beloit made a mid-season move to the new ABC Supply Stadium in downtown Beloit in August 2021. The privately-funded, \$35+ million was built fully in compliance with MLB/MiLB facility standards.

#### Notable Alumni

Matt Chapman (2014), Miguel Sano (2012), Brian Dozier (2010), Rickie Weeks (2003), Prince Fielder (2002-03), Greg Vaughn (1994), Paul Molitor (1990), Pat Listach (1988), BJ Surhoff (1985)

# JUPITER HAMMERHEADS

LOW-A AFFILIATE



GM: Mike Bauer  
AGM: Andrew Seymour  
AGM: Nick Bernabe  
Media Relations: Ryder Gardenswartz  
2022 Record: 63-66

4751 Main Street  
Jupiter, FL 33458  
(561) 320-6313  
JupiterHammerheads.com

Roger Dean Chevrolet Stadium  
Built: 1998  
Capacity: 6,871  
LF: 335-CF: 400-RF: 325  
Attendance: 42,156  
Average: 669

## NELSON PRADA

### MANAGER

Prada enters third season with the Marlins and his first season leading the Hammerheads. The former catcher played 41 games for Fort Myers in 1998, then returned to the FSL as the manager for Clearwater in 2014. He began his coaching career in 2005 for the GCL Twins, serving as the team's manager in 2006 and 2007. From 2008 to 2012, he managed Minnesota's High-A team in Beloit. From 2014 to 2020, he coached in the Phillies organization before joining Miami as the DSL hitting coach in 2021 and managing the club in 2022.

## TY HAWKINS

### HITTING COACH

Hawkins returns to the Hammerheads for his third season as hitting coach after more than two decades coaching in the New York Yankees organization. An Old Dominion alum, he also coached collegiately at Vanderbilt University and the University of Illinois before joining affiliated baseball.

## GLENN DISHMAN

### PITCHING COACH

Dishman returns for a second season in Jupiter after spending 2021 as the pitching coach for the Frederick Keys of the MLB Draft League. He previously spent five seasons in the San Francisco Giants organization, serving as pitching coach in Sacramento, Richmond and the AZL. From 2005 to 2016, he was a pitching coach at all levels of the Los Angeles Dodgers organization. His 11-year professional playing career was highlighted by MLB experience in San Diego, Philadelphia and Detroit.

## NATE MIKOLAS

### DEFENSIVE COACH

Mikolas, a former third-round draft pick of the Yankees, joined the Marlins player development system in 2019. He served as short-season Batavia's defensive coach, and was tabbed to be the club's hitting coach in 2020 before the cancellation of the season. The former outfielder worked as the defensive coach for the FCL Marlins in 2021 before joining Jupiter in 2022.



## MARLINS A AFFILIATES

YEAR	AFFILIATE
1993	Kane County Cougars
1994	Kane County Cougars
1995	Kane County Cougars
1996	Kane County Cougars
1997	Kane County Cougars
1998	Kane County Cougars
1999	Kane County Cougars
2000	Kane County Cougars
2001	Kane County Cougars
2002	Kane County Cougars
2003	Greensboro Bats
2004	Greensboro Bats
2005	Greensboro Grasshoppers
2006	Greensboro Grasshoppers
2007	Greensboro Grasshoppers
2008	Greensboro Grasshoppers
2009	Greensboro Grasshoppers
2010	Greensboro Grasshoppers
2011	Greensboro Grasshoppers
2012	Greensboro Grasshoppers
2013	Greensboro Grasshoppers
2014	Greensboro Grasshoppers
2015	Greensboro Grasshoppers
2016	Greensboro Grasshoppers
2017	Greensboro Grasshoppers
2018	Greensboro Grasshoppers
2019	Clinton LumberKings
2020	- -
2021	Jupiter Hammerheads
2022	Jupiter Hammerheads

### Spring Training Home

Roger Dean Chevrolet Stadium, the home of the Hammerheads, has served as the Miami Marlins Spring Training home since 2002.

### Busy Ballpark

Roger Dean Chevrolet Stadium serves as a two-team Spring Training location, hosting the Marlins and St. Louis Cardinals. During the Minor League season, it hosts the Hammerheads and the Palm Beach Cardinals in the stadium as well as Miami and St. Louis' Gulf Coast League affiliates on the complex's backfields, making it the only location in the country to host four MLB teams.

### Notable Alumni

Jake Westbrook (1998), Jason Bay (2001), Tim Lincecum (2001), Dontrelle Willis (2002), Miguel Cabrera (2002), Josh Beckett (2002-2003), Giancarlo Stanton (2009), Hanley Ramirez (2011), Jose Fernandez (2013).





OPPONENTS

# SOUTHERN LEAGUE



Known As:  
 Southern League 1964-2020, 2022-  
 Double-A South 2021  
 South Atlantic League 1963  
 Southern Association 1901-1961  
 Southern League 1885-1899



## League GMs/Presidents

Biloxi: Hunter Reed  
 Birmingham: Jonathan Nelson  
 Chattanooga: Rich Mozingo  
 Mississippi: Pete Laven

Montgomery: Mike Murphy  
 Pensacola: Jonathan Griffith  
 Rocket City: Garrett Fahrman  
 Tennessee: Tim Volk

## 2022 Standings

North	W/L	PCT	GB	+/-
Rocket City Trash Pandas	81-57	.587	-	58
Tennessee Smokies	71-66	.518	-9.5	41
Chattanooga Lookouts	61-75	.449	-19.0	-57
Birmingham Barons	61-77	.442	-20.0	-52
South	W/L	PCT	GB	+/-
Montgomery Biscuits	70-61	.534	-	78
Pensacola Blue Wahoos	68-63	.519	-2.0	-34
Biloxi Shuckers	67-68	.496	-5.0	-23
Mississippi Braves	62-74	.456	-10.5	-11

## 2022 Southern League Post-Season All-Star Team

C: Jakson Reetz - Biloxi  
 2B: Brett Wisely - Montgomery  
 SS: Lenyn Sosa - Birmingham  
 OF: Yonathan Perlaza - Tennessee  
 DH: Niko Hulsizer - Montgomery  
 RHP: Taj Bradley - Montgomery  
 1B: Troy Johnston - Pensacola  
 3B: Jake Slaughter - Tennessee  
 OF: Alexander Canario - Tennessee  
 OF: Kameron Misner - Montgomery  
 LHP: Jared Shuster - Mississippi  
 RP: Eric Torres - Rocket City

## MLB HALL OF FAMERS (SL)

PLAYER	TEAM	YEAR(S)
Luis Aparicio	Memphis	1955
Luke Appling	Atlanta	1930
Harold Baines	Knoxville	1978
Fred Clark	Montgomery	1893-94
Kiki Cuyler	Nashville	1923
Bill Dickey	Little Rock	1925-26
Rollie Fingers	Birmingham	1967-68
Tom Glavine	Greenville	1986
Burleigh Grimes	Cha./Birm.	1914-16
Roy Halladay	Knoxville	1997
Trevor Hoffman	Chattanooga	1991-92
Rogers Hornsby	Chattanooga	1939
Waite Hoyt	Mem./Nash.	1917-18
Reggie Jackson	Birmingham	1967
Travis Jackson	Little Rock	1921-22
Ferguson Jenkins	Chattanooga	1964
Randy Johnson	Jacksonville	1987
Chipper Jones	Greenville	1992
Jim Kaat	Chattanooga	1959
Harmon Killebrew	Chattanooga	1957-58
Tony LaRussa	Birm./Mob.	1965-67
Bob Lemon	New Orleans	1939
Al Lopez	Atlanta	1939
Ted Lyons	Atlanta	1929
Rube Marquard	Birmingham	1927
Edgar Martinez	Chattanooga	1985-86
Eddie Mathews	Atlanta	1950-51
Joe McGinnity	Montgomery	1893
Fred McGriff	Knoxville	1984
Jack Morris	Montgomery	1976
Eddie Murray	Charlotte	1976
Kid Nichols	Memphis	1888
Tim Lincecum	Memphis	1979
Cal Ripken Jr.	Charlotte	1979-80
Ryne Sandberg	Orlando	1993
Joe Sewell	New Orleans	1920
John Smoltz	Greenville	1998-99
Billy Southworth	Memphis	1936-38
Tris Speaker	Little Rock	1908
Casey Stengel	Montgomery	1912
Frank Thomas	Birmingham	1990
Alan Trammell	Montgomery	1976-77
Pie Traynor	Birmingham	1921
Dazy Vance	Memphis	1917-18
Larry Walker	Jacksonville	1987
Hoyt Wilhelm	Nashville	1982-84

## 2022 PLAYOFFS

### North Division Series

TENNESSEE SMOKIES	2
Rocket City Trash Pandas	1

### South Division Series

PENSACOLA BLUE WAHOOS	2
Montgomery Biscuits	1

### Championship Series

PENSACOLA BLUE WAHOOS	2
Tennessee Smokies	1

## 2022 LEAGUE AWARDS

### Most Valuable Player

Jakson Reetz - Biloxi

### Pitcher of the Year

Taj Bradley - Montgomery

### Top MLB Prospect

Taj Bradley - Montgomery

### Manager of the Year

Andy Schatzley - Rocket City



## BILOXI SHUCKERS

MILWAUKEE BREWERS



105 Caillavet St.  
Biloxi, MS 39530  
(228) 233-3464  
BiloxiShuckers.com  
Distance To: 120 miles



**Affiliate:** Milwaukee Brewers  
**Owner:** John Tracy  
**GM:** Hunter Reed  
**Assistant GM:** Trevor Matifes  
**Broadcaster:** Javik Blake

**MGM Park**  
**Built:** 2015  
**Capacity:** 6,076  
**LF:** 325 **CF:** 400 **RF:** 325  
**Attendance:** 148,865 (8th)  
**Average:** 2,326

**2022 Record:** 67-68  
**2022 Finish:** 3rd in South

**Facebook:** /BiloxiShuckers  
**Twitter:** @BiloxiShuckers  
**Instagram:** @OfficialBiloxiShuckers

**Coaching Staff**  
**Manager:** Mike Guerrero  
**Hitting:** Chuckie Caufield  
**Pitching:** Will Schierholz  
**Trainer:** Andrew Staehling

**2022 vs. Pensacola:** 18-12  
**In Biloxi:** 9-6  
**In Pensacola:** 9-6  
**All-Time vs. Pensacola:** 87-88

PENSACOLA VS. BILOXI				
YEAR	HOME	ROAD	TOTAL	
2015	4-11	2-3	6-14	
2016	10-5	3-7	13-12	
2017	4-6	7-3	11-9	
2018	6-4	3-7	9-11	
2019	3-2	6-9	9-11	
2021	11-7	7-5	18-12	
2022	6-9	6-9	12-18	
<b>Total</b>	<b>54-44</b>	<b>34-43</b>	<b>88-87</b>	

Excludes 2012-2014 vs. Huntsville Stars

2023 MATCHUPS	
April 11-16 in Biloxi	
May 30-June 4 in Biloxi	
July 4-9 in Pensacola	
August 1-6 in Pensacola	
August 22-27 in Biloxi	

Scan to view Biloxi's current roster



## BIRMINGHAM BARONS

CHICAGO WHITE SOX



1401 1st Avenue South  
Birmingham, AL 35233  
(228) 233-3465  
Barons.com  
Distance To: 253 miles



**Affiliate:** Chicago White Sox  
**President:** Jonathan Nelson  
**GM:** Jonathan Nelson  
**Broadcaster:** Curt Bloom

**Regions Field**  
**Built:** 2013  
**Capacity:** 8,500  
**LF:** 320 **CF:** 400 **RF:** 325  
**Attendance:** 266,921 (4th)  
**Average:** 3,925

**2022 Record:** 61-77  
**2022 Finish:** 4th in North

**Facebook:** /BirminghamBarons  
**Twitter:** @BHamBarons  
**Instagram:** @BHamBarons

**Coaching Staff**  
**Manager:** Lorenzo Bundy  
**Hitting:** Nicky Delmonico  
**Pitching:** Danny Farquhar  
**Trainer:** Jeremy Kneebusch

**2022 vs. Pensacola:** 4-8  
**In Birmingham:** 3-3  
**In Pensacola:** 1-5  
**All-Time vs. Pensacola:** 54-68

PENSACOLA VS. BIRMINGHAM				
YEAR	HOME	ROAD	TOTAL	
2012	5-3	4-0	9-3	
2013	3-2	3-2	6-4	
2014	3-2	5-5	8-7	
2015	3-2	4-6	7-8	
2016	4-1	7-3	11-4	
2017	4-1	2-3	6-4	
2018	2-3	2-3	4-6	
2019	4-1	1-5	5-6	
2021	2-4	2-4	4-8	
2022	5-1	3-3	8-4	
<b>Total</b>	<b>35-20</b>	<b>33-34</b>	<b>68-54</b>	

2023 MATCHUPS	
April 18-23 in Pensacola	
May 9-14 in Birmingham	
July 14-16 in Birmingham	

Scan to view Birmingham's current roster





# 2023 Pensacola Blue Wahoos Media Guide

## CHATTANOOGA LOOKOUTS

CINCINNATI REDS



201 Power Alley  
Chattanooga, TN 37402  
(423) 267-2208  
Lookouts.com  
Distance To: 397 miles



**Affiliate:** Cincinnati Reds  
**President:** Rich Mozingo  
**Vice President:** Andrew Zito  
**Broadcaster:** Larry Ward

**AT&T Field**  
**Built:** 2000  
**Capacity:** 6,362  
**LF:** 330 **CF:** 400 **RF:** 325  
**Attendance:** 213,685 (5th)  
**Average:** 3,238

**2022 Record:** 61-75  
**2022 Finish:** 3rd in North

**Facebook:** /ChattanoogaLookouts  
**Twitter:** @ChattLookouts  
**Instagram:** @ChattLookouts

**Coaching Staff**  
**Manager:** Jose Moreno  
**Hitting:** Daryle Ward  
**Pitching:** Brian Garman  
**Trainer:** Wade Hebrink

**2022 vs. Pensacola:** 3-8  
**In Chattanooga:** 2-3  
**In Pensacola:** 1-5  
**All-Time vs. Pensacola:** 55-55

PENSACOLA VS. CHATTANOOGA			
YEAR	HOME	ROAD	TOTAL
2012	3-2	5-3	8-5
2013	3-2	0-5	3-7
2014	3-2	2-3	5-5
2015	3-2	3-2	6-4
2016	2-3	3-2	5-5
2017	2-2	1-9	3-11
2018	2-3	3-2	5-5
2019	4-1	3-2	7-3
2021	2-4	3-3	5-7
2022	5-1	3-2	8-3
<b>Total</b>	<b>29-22</b>	<b>26-33</b>	<b>55-55</b>

2023 MATCHUPS	
August 8-13 in Chattanooga	
August 29-September 3 in Pensacola	

Scan to view Chattanooga's current roster



## MISSISSIPPI BRAVES

ATLANTA BRAVES



1 Braves Way  
Pearl, MS 39208  
(601) 932-8788  
mississippibraves.com  
Distance To: 445 miles



**Affiliate:** Atlanta Braves  
**GM:** Pete Laven  
**Assistant GM:** Tim Mueller  
**Broadcaster:** Chris Harris

**Trustmark Park**  
**Built:** 2005  
**Capacity:** 8,480  
**LF:** 323 **CF:** 402 **RF:** 332  
**Attendance:** 150,491 (7th)  
**Average:** 2,389

**2022 Record:** 62-74  
**2022 Finish:** 4th in South

**Facebook:** /MB Braves  
**Twitter:** @MB Braves  
**Instagram:** @MB Braves

**Coaching Staff**  
**Manager:** Kanekoa Texeira  
**Hitting:** Danny Santiesteban  
**Pitching:** Bo Henning  
**Trainer:** Greg Harrel

**2022 vs. Pensacola:** 17-12  
**In Mississippi:** 10-7  
**In Pensacola:** 7-5  
**All-Time vs. Pensacola:** 105-108

PENSACOLA VS. MISSISSIPPI			
YEAR	HOME	ROAD	TOTAL
2012	2-3	5-4	7-7
2013	3-6	4-6	7-12
2014	2-3	1-9	3-12
2015	5-5	3-5	8-10
2016	5-5	7-3	12-8
2017	10-5	6-4	16-9
2018	8-3	8-6	16-9
2019	6-3	7-7	13-10
2021	5-7	6-7	11-14
2022	5-7	7-10	12-17
<b>Total</b>	<b>51-47</b>	<b>54-61</b>	<b>105-108</b>

2023 MATCHUPS	
May 2-7 in Pensacola	
May 23-28 in Mississippi	
June 13-18 in Pensacola	
July 25-July 30 in Mississippi	
September 12-27 in Pensacola	

Scan to view Mississippi's current roster





## MONTGOMERY BISCUITS

TAMPA BAY RAYS



200 Coosa Street  
Montgomery, AL 36104  
(334) 323-2255  
biscuitsbaseball.com  
Distance To: 160 miles



**Affiliate:** Tampa Bay Rays  
**President:** Todd Parnell  
**GM:** Michael Murphy  
**Broadcaster:** Chris Adams-Wall

**Facebook:** /MontgomeryBiscuits  
**Twitter:** @BiscuitBaseball  
**Instagram:** @BiscuitBaseball

**Coaching Staff**  
**Manager:** Morgan Ensberg  
**Hitting:** Wuarnner Rincones  
**Pitching:** Steve Merriman  
**Trainer:** James Ramsdell

**Riverwalk Stadium**  
**Built:** 2004  
**Capacity:** 7,000  
**LF:** 314 **CF:** 401 **RF:** 332  
**Attendance:** 156,356 (6th)  
**Average:** 2,522

**2022 Record:** 70-61  
**2022 Finish:** 1st in South, lost SLDS  
**2022 vs. Pensacola:** 15-10  
**In Montgomery:** 5-2  
**In Pensacola:** 10-8  
**All-Time vs. Pensacola:** 77-74

PENSACOLA VS. MONTGOMERY			
YEAR	HOME	ROAD	TOTAL
2012	6-4	2-3	8-7
2013	1-4	10-5	11-9
2014	3-7	4-1	7-8
2015	5-0	1-4	6-4
2016	3-2	2-3	5-5
2017	4-2	2-3	6-5
2018	2-3	3-2	5-5
2019	1-5	2-3	3-8
2021	8-4	5-7	13-11
2022	8-10	2-5	10-15
<b>Total</b>	<b>41-41</b>	<b>33-36</b>	<b>74-77</b>

2023 MATCHUPS	
April 7-9 in Pensacola	
April 25-30 in Montgomery	
June 6-11 in Pensacola	
June 28-July 3 in Montgomery	
August 15-20 in Pensacola	

Scan to view Montgomery's current roster



## ROCKET CITY TRASH PANDAS

LOS ANGELES ANGELS



500 Trash Panda Way  
Madison, AL 35758  
(731) 988-5299  
trashpandasbaseball.com  
Distance To: 342 miles



**Affiliate:** Los Angeles Angels  
**GM:** Garrett Fahrman  
**Vice President:** Lindsey Knupp  
**Broadcaster:** Josh Caray

**Facebook:** /trashpandasbaseball  
**Twitter:** @trashpandas  
**Instagram:** @trashpandasbaseball

**Coaching Staff**  
**Manager:** Andy Schatzley  
**Hitting:** Sean Kazmar Jr.  
**Pitching:** Michael Weurtz  
**Trainer:** T.D. Swinford

**Toyota Field**  
**Built:** 2020  
**Capacity:** 7,000  
**LF:** 326 **CF:** 400 **RF:** 326  
**Attendance:** 327,007 (1st)  
**Average:** 5,031  
**2022 Record:** 81-57  
**2022 Finish:** 1st in North, lost SLDS  
**2022 vs. Pensacola:** 3-9  
**In Rocket City:** 3-3  
**In Pensacola:** 0-6  
**All-Time vs. Pensacola:** 5-15

PENSACOLA VS. R. CITY			
YEAR	HOME	ROAD	TOTAL
2021	5-1	1-1	6-2
2022	6-0	3-3	9-3
<b>Total</b>	<b>11-1</b>	<b>4-4</b>	<b>15-5</b>

Excludes 2012-2019 vs. Mobile BayBears

2023 MATCHUPS	
July 18-23 in Pensacola	
September 5-10 in Rocket City	

Scan to view Rocket City's current roster







# 2023 Pensacola Blue Wahoos Media Guide

## TENNESSEE SMOKIES

CHICAGO CUBS



3540 Line Drive  
Kodak, TN 37764  
(865) 286-2300  
smokiesbaseball.com  
Distance To: 525 miles



**Affiliate:** Chicago Cubs  
**President:** Chris Allen  
**GM:** Tim Volk  
**Broadcaster:** Mick Gillispie

**Smokies Stadium**  
**Built:** 2000  
**Capacity:** 6,000  
**LF:** 330 **CF:** 400 **RF:** 320  
**Attendance:** 294,334 (2nd)  
**Average:** 4,328

**2022 Record:** 71-66  
**2022 Finish:** 2nd in North, lost SLCS

**Facebook:** /TennesseeSmokies  
**Twitter:** @smokiesbaseball  
**Instagram:** @smokiesbaseball

**Coaching Staff**  
**Manager:** Michael Ryan  
**Hitting:** Rick Strickland  
**Pitching:** Jamie Vermilyea  
**Trainer:** Aaron Clapp

**2022 vs. Pensacola:** 3-9  
**In Tennessee:** 2-4  
**In Pensacola:** 1-5  
**All-Time vs. Pensacola:** 46-45

### PENSACOLA VS. TENNESSEE

YEAR	HOME	ROAD	TOTAL
2012	1-4	1-4	2-8
2013	3-2	1-3	4-5
2014	4-1	2-3	6-4
2015	4-2	1-3	5-5
2016	4-1	2-3	6-4
2017	3-2	1-4	4-6
2018	2-3	3-2	5-5
2019	2-3	2-3	4-6
2022	5-1	4-2	9-3
<b>Total</b>	<b>28-19</b>	<b>17-27</b>	<b>45-46</b>

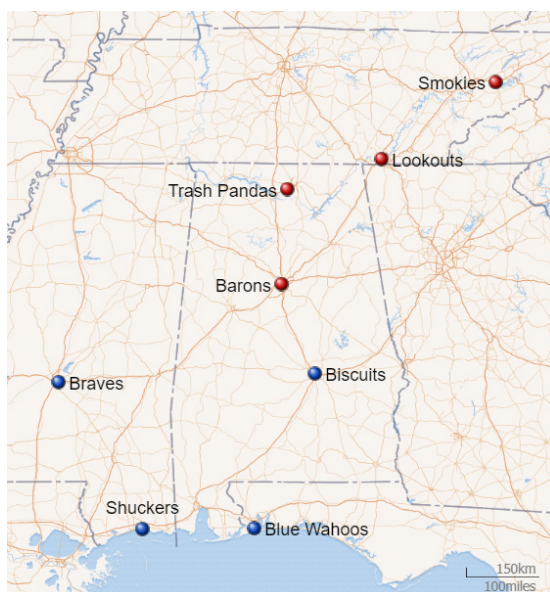
### 2023 MATCHUPS

May 16-21 in Pensacola  
June 20-25 in Tennessee

Scan to view Tennessee's current roster



## SOUTHERN LEAGUE MAP





## 2022 IN REVIEW

Batting	G	AB	R	H	2B	3B	HR	RBI	TB	BB	K	SB	AVG	OBP	SLG	OPS
Chattanooga Lookouts	112	3699	551	981	168	29	101	500	1510	348	919	58	.265	.341	.408	.749
Birmingham Barons	118	3818	557	984	177	18	134	516	1599	350	1050	120	.258	.330	.419	.749
Montgomery Biscuits	117	3748	557	906	181	31	114	508	1491	437	1138	116	.242	.330	.398	.728
Rocket City Trash Pandas	110	3585	523	862	172	13	152	487	1516	391	1068	87	.240	.324	.423	.747
Tennessee Smokies	109	3529	473	832	187	18	91	439	1328	399	1048	73	.236	.324	.376	.700
Biloxi Shuckers	114	3698	476	852	166	23	104	446	1376	387	1098	84	.230	.312	.372	.684
Mississippi Braves	111	3539	491	786	142	20	143	445	1397	353	1094	78	.222	.302	.395	.697
Pensacola Blue Wahoos	111	3473	407	737	158	12	99	374	1216	424	1173	63	.212	.307	.350	.657

Pitching	W	L	ERA	G	CG	SV	IP	H	R	ER	HR	HB	BB	K	AVG
Pensacola Blue Wahoos	57	54	3.51	111	0	29	963.2	802	442	376	117	81	371	1051	.226
Mississippi Braves	67	44	3.58	111	1	25	953.0	785	417	379	74	55	413	1083	.224
Birmingham Barons	62	56	4.05	118	1	25	994.2	897	504	448	106	48	388	1077	.239
Montgomery Biscuits	62	55	4.11	117	0	32	1000.2	877	516	457	125	72	296	1114	.232
Chattanooga Lookouts	58	54	4.37	112	1	26	958.2	897	516	466	109	64	420	1074	.244
Biloxi Shuckers	45	69	4.46	114	0	22	972.0	899	545	482	150	74	388	1088	.244
Tennessee Smokies	46	63	4.55	109	2	25	930.2	863	537	470	131	94	431	989	.246
Rocket City Trash Pandas	54	56	4.74	110	4	24	932.0	920	558	491	126	69	382	1112	.255

## 2022 PLAYOFFS

### SLDS Game 1 - September 20, 2022

Pensacola	0	0	2	0	0	0	0	0	2	8	1
Montgomery	2	0	1	0	1	0	0	1	x	5	7
W: LaSorsa	L: Mendez	S: Lopez									

### SLDS Game 1 - September 20, 2022

Rocket City	2	1	0	0	4	0	0	2	9	13	0
Tennessee	0	0	0	0	0	3	1	0	1	5	11
W: Bush	L: Thompson										

### SLDS Game 2 - September 22, 2022

Montgomery	2	2	0	1	0	0	0	0	5	8	0
Pensacola	0	0	0	0	0	3	2	1	x	6	8
W: Reynolds	L: Gau										

### SLDS Game 2 - September 22, 2022

Tennessee	0	0	1	0	0	3	0	0	0	4	6
Rocket City	0	0	1	1	0	0	0	0	0	2	4
W: Horn	L: Ingram	S: Leigh									

### SLDS Game 3 - September 23, 2022

Montgomery	0	0	0	0	0	0	0	0	0	4	0
Pensacola	0	0	0	0	0	0	1	x	1	4	0
W: Jozwiak	L: LaSorsa	S: Reynolds									

### SLDS Game 3 - September 23, 2022

Tennessee	0	0	1	0	1	0	0	1	0	3	7
Rocket City	0	0	1	0	0	0	0	0	0	1	7
W: Clarke	L: Murphy	S: Reyes									

### SLCS Game 1 - September 20, 2022

Tennessee	3	0	1	0	0	0	0	0	4	6	1
Pensacola	0	0	0	1	0	0	0	0	1	4	1
W: Martin	L: Palacios	S: Horn									

### SLCS Game 2 - September 22, 2022

Pensacola	0	0	0	0	0	7	0	0	7	11	0
Tennessee	0	0	1	0	0	0	0	0	1	5	1
W: Monteverde	L: McAvene										

### SLCS Game 3 - September 23, 2022

Pensacola	1	0	1	0	4	0	4	0	1	11	0
Tennessee	0	0	3	0	0	0	0	1	0	4	6
W: Martinez	L: Whitney										

# POSTSEASON HISTORY



Southern League Championships:	
2017*, 2022	
Division Championships:	
2015 (2H), 2016 (1H, 2H), 2017 (1H), 2022 (1H)	
Wild Card Appearances:	
2018, 2019	



## Series-by-Series

Year	Series	Opponent	W	L	By Opponent	SLDS	SLCS	Total
2015	SLDS	Biloxi Shuckers	0	3	Biloxi Shuckers	3-9 (0-3)	--	3-9 (0-3)
2016	SLDS	Mississippi Braves	1	3	Jacksonville Jumbo Shrimp	3-0 (1-0)	--	3-0 (1-0)
2017	SLDS*	Jacksonville Jumbo Shrimp	3	0	Mississippi Braves	1-3 (0-1)	--	1-3 (0-1)
2018	SLDS	Biloxi Shuckers	1	3	Montgomery Biscuits	2-1 (1-0)	--	2-1 (1-0)
2019	SLDS	Biloxi Shuckers	2	3	Tennessee Smokies	--	2-1 (1-0)	2-1 (1-0)
2022	SLDS	Montgomery Biscuits	2	1				
	SLCS	Tennessee Smokies	2	1				
<b>TOTAL (3-4 in series)</b>			<b>11</b>	<b>14</b>				

\*SLCS canceled due to Hurricane Irma; Pensacola and Chattanooga declared Southern League Co-Champions

## POSTSEASON RECORDS

Batting Category	Record	Opponent & Date
Runs.....	11	SLCS Game 3 at Tennessee, September 28, 2022
Fewest Runs.....	0	2 times..... SLDS Game 2 vs. Mississippi, September 8, 2016
Runs, Inning.....	7	SLCS Game 3 at Tennessee (6th), September 27, 2022
Hits.....	12	2 times..... SLDS Game 1 at Biloxi, September 4, 2019
Fewest Hits.....	2	2 times..... SLDS Game 2 at Biloxi, September 5, 2019
Multi-Homer Games.....		
Grand Slams.....	1	3 times..... Smith, SLDS Game 3 vs. Biloxi, September 12, 2015
		Kirilloff, SLDS Game 1 at Biloxi, September 4, 2019
		Fletcher-Vance, SLCS Game 3 at Tennessee, September 28, 2022
Stolen Bases, Individual.....	1	8 times..... last Nunez, SLCS Game 2 at Tennessee, September 27, 2022
Stolen Bases, Team.....	3	SLDS Game 4 at Biloxi, September 7, 2019
Walk-off Wins.....	1	SLDS Game 1 vs. Mississippi (Hudson BB), September 7, 2016

Pitching Category	Record	Opponent & Date
Runs Allowed.....	11	SLDS Game 1 at Biloxi, September 4, 2019
Fewest Runs Allowed.....	0	2 times..... last SLDS Game 3 vs. Montgomery (1-0), September 23, 2022
Runs Allowed, Inning.....	5	3 times..... last SLDS Game 5 at Biloxi (8th), September 8, 2019
Hits Allowed.....	17	2 times..... last SLDS Game 1 at Biloxi, September 4, 2019
Fewest Hits Allowed.....	3	SLDS Game 3 vs. Biloxi, September 7, 2018
Strikeouts, Individual.....	13	2 times..... McGuire, SLDS Game 1 vs. Jacksonville, September 6, 2017
		Fulton, SLDS Game 3 vs. Montgomery, September 23, 2022
Strikeouts, Team.....	19	SLDS Game 3 vs. Montgomery, September 23, 2022
Innings, Individual.....	8.0	McGuire, SLDS Game 1 vs. Jacksonville, September 6, 2017
Walk-off Losses.....	2	SLDS Game 1 at Biloxi (McDowell 1B), September 5, 2018
		SLDS Game 1 at Biloxi (Thomas HR), September 4, 2019

Miscellaneous Category	Record	Opponent & Date
Longest Game, Time (9 inn.).....	3:19	SLDS Game 4 at Biloxi, September 7, 2019
Longest Game, Time (X inn.).....	3:51	SLDS Game 1 at Biloxi (10 inn.), September 4, 2019
Shortest Game, Time.....	2:09	SLDS Game 2 vs. Montgomery, September 22, 2022
Longest Game, Innings.....	12 inn.	2 times..... SLDS Game 1 at Biloxi, September 5, 2018
Largest Crowd, Home.....	4,104	SLDS Game 3 vs. Biloxi, September 12, 2015
Largest Crowd, Away.....	4,723	SLCS Game 2 at Tennessee, September 27, 2022



# HISTORY & RECORDS





# 2023 Pensacola Blue Wahoos Media Guide

## TEAM STATS BY YEAR

### STANDINGS

Year	Affiliate	1st Half Div.	2nd Half Div.	Overall Div.	Win%Home	Road	Playoffs
2012	CIN	34-35 3rd/5	34-35 3rd/5	68-79 4th/5	.493	34-36 33-34	--
2013	CIN	25-44 5th/5	34-35 4th/5	59-79 5th/5	.428	28-40 38-39	--
2014	CIN	31-39 5th/5	29-41 5th/5	60-80 5th/5	.429	34-36 26-44	--
2015	CIN	24-43 5th/5	38-32 1st/5	63-75 4th/5	.457	35-36 28-39	Lost SLDS 3-0 to BLX
2016	CIN	41-29 1st/5	40-30 1st/5	81-59 1st/5	.579	46-25 35-34	Lost SLDS 3-1 to MIS
2017	CIN	40-30 1st/5	35-36 4th/5	74-66 1st/5	.529	42-28 32-38	Won SLDS 3-0 over JAX
2018	CIN	30-38 3rd/5	39-30 2nd/5	69-68 2nd/5	.504	37-33 32-35	Lost SLDS 3-1 to BLX
2019	MIN	38-32 2nd/5	38-31 3rd/5	76-63 2nd/5	.547	45-25 31-38	Lost SLDS 3-2 to BLX
2021	MIA	-- --	-- --	57-54 3rd/4	.514	33-27 24-27	--
2022	MIA	35-29 1st/4	33-34 T2/4	68-63 2nd/4	.519	40-29 28-34	Won SLCS 2-1 over TNS

### BATTING

Year	AVG	G	AB	R	H	TB	2B	3B	HR	RBI	BB	IBB	SO	SB	CS	OBP	SLG	OPS
2012	.249	138	4478	529	1117	1598	192	35	73	485	478	11	986	129	59	.326	.357	.683
2013	.234	138	4509	461	1055	1506	188	22	73	431	444	22	971	83	48	.310	.334	.644
2014	.251	140	4628	569	1163	1754	228	30	101	529	437	9	1032	55	47	.319	.379	.698
2015	.242	138	4427	513	1071	1597	216	35	80	483	507	9	1049	76	41	.325	.361	.686
2016	.240	140	4624	560	1111	1640	212	25	89	496	456	8	1229	114	33	.316	.355	.671
2017	.229	140	4485	502	1029	1549	222	26	82	462	485	27	1116	78	37	.310	.345	.655
2018	.239	137	4478	572	1071	1666	203	37	106	516	438	15	1248	102	45	.313	.372	.685
2019	.234	139	4496	573	1053	1676	195	25	126	525	461	12	1214	91	46	.313	.373	.686
2021	.212	111	3473	407	737	1216	158	12	99	374	424	5	1173	63	38	.307	.350	.657
2022	.243	131	4276	610	1038	1635	210	15	119	557	481	7	1189	168	42	.331	.382	.713

### PITCHING

Year	W	L	ERA	G	CG	SHO	HLD	SV	SVO	IP	H	R	ER	HR	HB	BB	IBB	K	AVG
2012	68	70	3.69	138	1	11	53	40	60	1206.2	1035	542	495	116	63	567	27	1190	.234
2013	59	79	3.62	138	1	12	47	33	54	1222.1	1139	544	491	103	55	481	24	992	.251
2014	60	80	3.99	140	3	6	42	34	54	1219.0	1139	619	540	106	77	548	16	1087	.249
2015	63	75	3.95	138	2	9	50	47	62	1190.1	1150	576	522	77	55	509	10	980	.258
2016	81	59	3.20	140	1	12	54	47	65	1242.0	1109	506	442	82	60	401	15	1104	.238
2017	74	66	3.14	140	4	13	37	45	69	1215.1	1057	468	424	88	57	438	11	1175	.236
2018	69	68	3.94	137	1	9	44	40	56	1193.2	1106	615	522	141	74	409	26	1140	.244
2019	76	63	3.44	139	3	17	35	43	57	1206.1	1077	528	461	75	89	440	21	1270	.239
2021	57	54	3.51	111	0	6	37	29	45	963.2	802	442	376	117	81	371	1	1051	.226
2022	68	63	4.49	131	1	6	37	34	53	1138.1	1043	644	568	136	104	479	2	1272	.243

### ATTENDANCE

Year	TOTAL	RANK	DATES	AVERAGE	RANK	SELLOUTS	HOME LOW	ROAD HIGH	ROAD LOW
2012	318,147	1/10	68	4,124	1/10	40	3,882 (8/22 MTG)	11,392 (7/3 JAX)	559 (8/6 HVL)
2013	307,094	2/10	66	4,653	2/10	31	3,358 (4/16 JAX)	9,286 (7/3 JAX)	632 (8/18 HVL)
2014	311,687	2/10	70	4,453	3/10	33	3,074 (8/25 MTG)	7,690 (5/10 BIR)	915 (7/7 MOB)
2015	305,063	2/10	69	4,421	2/10	25	3,033 (4/28 BLX)	8,500 (7/16 BIR)	802 (2x, 7/7 MOB)
2016	302,340	2/10	70	4,319	2/10	26	2,585 (8/24 MOB)	8,500 (4/28 BIR)	607 (7/6 MOB)
2017	298,108	4/10	69	4,320	4/10	17	3,060 (4/19 JAX)	8,046 (9/3 JAX)	608 (6/5 MOB)
2018	300,002	4/10	69	4,348	4/10	20	2,889 (6/5 BLX)	8,500 (5/9 BIR)	562 (4/9 MOB)
2019	296,095	3/10	68	4,354	3/10	22	2,976 (8/14 CHA)	8,500 (7/4 BIR)	573 (4/8 MOB)
2021	235,948	3/8	58	4,068	4/8	20	2,167 (9/8 BLX)	7,168 (6/24 BIR)	1,186 (8/31 MTG)
2022	281,972	3/8	67	4,209	3/8	22	2,567 (8/11 BIR)	6,689 (4/16 RCT)	1,302 (2x, 8/7 MTG)

A sellout at Blue Wahoos Stadium is an attendance of 5,038 fans.



## SINGLE-GAME RECORDS

Batting Category	Record	Player, Date and Opponent
At-Bats, Individual	7	Rey Navarro, 4/21/14 at JAX
At-Bats, Individual (X inn.)	8	4 times last 4 players, 8/10/13 vs. JAX (16 inn.)
Runs, Team	17	4/21/14 at JAX (W 17-1)
Runs, Inning	9	7/13/21 vs. CHA (2nd)
Hits, Team	22	4/21/14 at JAX
Hits, Individual	5	2 times Donald Lutz, 4/21/14 at JAX
		Bryson Smith, 8/11/15 vs. BIR
Doubles, Team	8	8/1/15 at CHA
Doubles, Individual	3	7 times last Royce Lewis, 8/23/19 vs. JXN
Triples, Team	3	6/4/14 vs. JAX
Triples, Individual	2	4 times last Michael Davis, 6/6/19 vs. JAX
Home Runs, Team	5	9 times last 8/11/21 vs. MTG
Home Runs, Individual	2	37 times last Norel Gonzalez, 8/26/22 vs. MTG
Grand Slams, Individual	1	16 times last Norel Gonzalez, 9/8/22 at TNS
RBI, Individual	6	2 times last Brandon Dixon, 5/29/16 vs. BIR
Walks, Team	12	5/7/21 at MIS
Walks, Individual	4	8 times last Nasim Nunez, 8/14/22 vs. BIR
Strikeouts, Team	20	2 times last 7/29/21 vs. MIS
Strikeouts, Individual	5	4 times last Demetrius Sims, 8/18/21 vs. BLX
Stolen Bases, Team	6	2 times last 8/27/12 at MIS (10 inn.)
Stolen Bases, Individual	4	2 times last Billy Hamilton, 8/27/12 at MIS

Pitching Category	Record	Opponent & Date
Runs Allowed, Team	20	7/8/12 vs. MOB (L 20-3)
Runs Allowed, Inning	8	6 times last 8/25/22 (1) vs. MTG (6th)
Hits Allowed, Team	20	6/9/21 at CHA
HR Allowed, Team	7	7/27/21 vs. MIS
HR Allowed, Individual	4	4 times last Zach McCambley, 8/5/21 at BLX
Strikeouts, Team	19	5/22/21 vs. RCT
Strikeouts, Team (X inn.)	20	5/7/13 at JAX
Strikeouts, Individual	15	Tony Cingrani, 6/27/12 vs. JXN
Strikeouts, Inning	4	3 times last Dylan Bice, 5/20/21 vs. RCT
Immaculate Inning		Andrew McInvalde, 8/13/21 vs. MTG
Walks, Team	13	6/13/14 at MOB
Walks, Individual	8	Juan Carlos Sulbaran, 6/25/12 at CHA
Innings, Individual	9.0	2 times last Tyler Mahle, 4/22/17 at MOB

Miscellaneous Category	Record	Opponent & Date
Errors	5	3 times last 6/16/21 vs. MTG
Opponent Errors	7	6/3/17 vs. JAX
Double Plays Turned	5	2 times last 8/9/16 at BLX
Opponent Double Plays	4	3 times last 8/17/21 vs. BLX
Largest W Margin	16	4/21/13 at JAX (W 17-1)
Largest L Margin	17	7/8/12 vs. MOB (L 20-3)
Longest Game, Innings	17	4/24/17 at MOB (L 2-1)
Longest Game, Time (9 inn.)	4:00	6/13/14 at MOB
Longest Game, Time (X inn.)	5:19	9/4/15 vs. MOB (15 inn.)
Shortest Game, Time (9 inn.)	1:54	7/18/19 at MIS
Shortest Game, Time (7 inn.)	1:32	8/19/19 at MIS
Shortest Game, Time (<7 inn.)	1:27	6/15/17 at JAX (6 inn.)
Longest Delay, Home	2:55	5/15/22 vs. RCT
Longest Delay, Road	3:47	6/1/18 at JAX (7 inn.)
Largest Crowd, Home	5,038	256x last 9/17/22 vs. BLX (22 in 2022)
Largest Crowd, Away	11,392	7/3/12 at JAX
Smallest Crowd, Home	2,167	9/8/21 vs. BLX
Smallest Crowd, Road	559	8/6/12 at HVL
Lowest Temp, Home	57	4/15/14 vs. MTG
Lowest Temp, Road	45	4/24/13 at JXN
Highest Temp, Home	98	2 times last 8/16/19 vs. CHA
Highest Temp, Road	115	6/21/19 at JAX
Highest Wind, Home	25	5/16/14 vs. JAX
Highest Wind, Road	21	4/10/16 at MIS







# 2023 Pensacola Blue Wahoos Media Guide

## PERFORMANCES OF NOTE

### LOW-HIT GAMES

#### PERFECT GAMES

4/22/17

#### NO-HITTERS

6/16/12

5/20/16 (2)

#### ONE-HITTERS

8/4/15

4/12/17

4/15/17

6/15/17 (1)

8/8/17 (1)

6/15/18

8/17/19

8/19/19 (1)

9/11/21

4/29/22

8/17/22 (2)

#### OPPONENT NO-HITTERS

7/10/21

#### OPPONENT ONE-HITTERS

4/29/13 (2)

7/6/13 (2)

6/17/13

7/13/13

7/17/14 (1)

6/6/15

7/17/16 (1)

7/1/21

7/20/21

9/15/21

8/4/22 (1)

Tyler Mahle

Daniel Corcino, Wilkin De La Rosa (9)

Jackson Stephens, Matt Magill (6), Carlos Gonzalez (7) at JAX

S. Romano, J. Johnson (3), J. Bender (8), M. Celestino (9) at JAX

Tyler Mahle, Austin Brice (8), Jimmy Herget (9) at BLX

McGuire, Bernardino (7), Hernandez (8), Tapia (10), Herget (11) at BLX

Keury Mella at JAX

Jose Lopez at TNS

Keury Mella, Robinson Leyer (6), Joel Bender (9) vs. MOB

Phillips, Graterol (4), Alcalá (6), Vasquez (7), Hackimer (8) vs. CHA

Bryan Sammons at MIS

Jeff Lindgren, Josh Roberson (8), Andrew McInvalle (9) vs. BLX

E. Perez, J. Simpson (6), A. Nardi (8), E. Villalobos (9) at BLX

Zach King, Justin Evans (5) at MIS

Bryce Elder, Daysbel Hernandez (8)

Kyle Hendricks, Marcus Hatley (7)

Anthony Vasquez, Nick Hill (7)

David Holmberg

Victor Mateo

Jay Rogers

Matt Tomshaw, Craig Stem (7), Sean Donatello (9) vs. JAX

Patrick Johnson, Drew Steckenrider (6) at JAX

A. Otero, P. Strzelecki (6), L. Crawford (7), B. Webb (9) vs. BLX

Tobias Myers, Jordan Brink (7), Chris Muller (9) at MTG

Cristopher Molina, Kolton Ingram (9) at RCT

John Doxakis, Alan Strong (7) at MTG

W 1-0

W 6-0

W 6-0 (7)

W 12-1

W 3-0

W 2-1 (11)

W 1-0 (5)

W 5-0 (7)

W 5-0

W 5-1

L 1-0 (7)

W 6-0

W 4-0

L 2-1 (7)

L 6-0

L 3-0 (7)

L 5-0 (7)

L 11-1

L 6-0 (7)

L 2-0 (7)

L 5-1

L 1-0 (7)

L 3-0

L 3-1

L 4-0

L 9-0 (7)

4 walks

2 walks

Wilson 1B B9

Betancourt 1B B6

Dubon 1B B3

Ard 1B B2

Rice 1B B2

Walsh 2B B7

India 1B T9

Unroe HR B6

Spanberger 1B T2

Holt 2B B3

Milligan 1B B1

5 walks

Lohman 1B T6

Smith 1B B4

Mattair HR B2

Mattair 1B T2

Corcino 1B T3

Winker 3B B7

Vincej 1B T4

Osborne 1B B3

Cribbs Jr. 2B B8

Cribbs Jr. 1B T3

Nunez 1B T3

### GRAND SLAMS

Mike Costanzo

Devin Lohman

Yorman Rodriguez

Bryson Smith

Michael Lorenzen

Jesse Winker

Yovan Gonzalez

Eric Jagielo

4/9/12 vs. MTG

5/14/13 vs. CHA

6/24/14 at CHA

7/24/14 vs. MOB

7/25/14 vs. MOB

7/10/15 vs. MTG

9/6/15 vs. MOB

5/5/16 vs. BLX

Brandon Dixon

Gavin LaValley

Jose Siri

Janner English

Peyton Burdick

Ray Patrick Dider

Norel Gonzalez

Norel Gonzalez

5/29/16 vs. BIR

5/2/18 vs. MIS

7/4/18 at MTG

5/3/19 vs. BLX

5/28/21 at BLX

5/12/22 vs. RCT

8/21/22 (1) at MIS

9/8/22 at TNS

### MULTI-HOMER GAMES

#### MOST MULTI-HOMER GAMES, CAREER

4

Brandon Dixon

4

Griffin Conine

3

Aristedes Aquino

2

5x, last Peyton Burdick

2016

2021-22

2017-18

2021

#### LAST 5 (37 ALL-TIME)

Norel Gonzalez

Griffin Conine

Jorge Soler

Griffin Conine

Troy Johnston

8/26/22 vs. MTG

8/13/22 vs. BIR

7/13/22 vs. CHA

6/26/22 at BLX

6/4/22 vs. BLX

### LEADOFF HOMERS

#### MOST LEADOFF HOMERS, CAREER

5

Travis Blankenhorn

3

Beau Amaral

2

Ryan LaMarre

2

Devin Lohman

2

Bryson Smith

2019

2014-16

2012-13

2013-14

2012-16

#### LAST 5 (26 ALL-TIME)

Kameron Misner

Peyton Burdick

Alex Kirilloff

Travis Blankenhorn

Travis Blankenhorn

9/4/21 at MTG

6/6/21 vs. MIS

8/9/19 at MOB

7/6/19 at BIR

6/24/19 at JAX

### INSIDE-THE-PARK HOMERS

Billy Hamilton

Ryan LaMarre

7/15/12 vs. JAX

8/5/13 at BIR

Tony Renda

Ivan De Jesus Jr.

6/19/16 vs. MOB

8/1/19 vs. BIR

### WALK-OFF HOMERS

Jesse Winker

Seth Mejias-Brean

Kyle Skipworth

Taylor Sparks

Alex Blandino

7/3/13 vs. JAX

6/19/15 vs. MOB

6/13/16 vs. MTG

8/1/16 vs. MIS

5/10/17 vs. BIR

Aristedes Aquino

Mark Contreras

Nick Fortes

Peyton Burdick

7/31/18 vs. BLX

7/22/19 vs. MOB

6/15/21 vs. MTG

6/19/21 (1) vs. MTG

### TRIPLE PLAYS

PENSACOLA

none

BATTER

FIELDER(S)

OPPONENT

8/21/15 vs. CHA

BATTER

Chang

FIELDER(S)

Meneses-Michael-Goodrum



## PERFORMANCES OF NOTE

### WINNING/LOSING STREAKS

#### WINNING STREAKS

8	4/15/17-4/22/17
8	6/23/18-7/2/18
7	7/22/19-7/28/19
7	5/10/22-5/18/22
6	7/8/15-7/13/15
6	9/1/16-4/6/17
6	7/15/18-7/22/18
6	6/28/19-7/3/19
6	5/20/21-5/26/21
5	11x, last 8/11/22-8/17/22

@BLX, JAX, @MOB
@JXN, MIS
MOB, @JAX
RCT, @MTG
@MOB, MTG
@BIR, TNS
@MIS, JAX
BLX, MIS
RCT, @BLX
BIR, @MIS

#### LOSING STREAKS

9	5/20/13-5/27/13
7	6/16/17-6/25/17
7	7/22/21-7/29/21
6	8/10/13-8/16/13
6	5/25/14-5/30/14
6	5/17/18-5/24/18
6	8/19/18-8/24/18
6	7/14/19-7/21/19
5	10x, last 9/13/22-9/17/22

MOB, @CHA
@JAX, @CHA
@MTG, MIS
JAX, MIS
BIR, @MIS
JXN, TNS
@BLX, MOB
MTG, @MIS
BLX

### HITTING/ON-BASE STREAKS

#### HITTING STREAKS

16	Henry Rodriguez
16	Nick Senzel
14	Calten Daal
14	J.D. Orr
13	Rossmel Perez
13	Sebastian Elizalde
13	Travis Blankenhorn
12	4x, last Troy Johnston

4/22/12-5/8/12
6/29/17-7/16/17
4/25/16-5/15/16
7/25/21-5/18/22
8/15/14-8/26/14
8/14/16-8/28/16
6/2/19-6/14/19
5/8/22-5/28/22

#### ON-BASE STREAKS

30	Beau Mills	6/23/12-7/27/12
29	Griffin Conine	4/29/22-6/10/22
28	Jesse Winker	7/17/15-8/16/15
26	Peyton Burdick	7/11/21-8/12/21
25	Marquez Smith	7/17/15-8/13/15
23	Rey Navarro	5/23/14-6/15/14
23	Aristedes Aquino	5/14/17-6/7/17
20	Travis Mattair	5/27/13-5/19/13
20	Beau Amaral	5/22/15-6/18/15
20	Blake Trahan	8/12/17-9/1/17

### SCORELESS STREAKS

#### SCORELESS IP

31.0	Lee Hyde	5/21/13-9/1/13 (27 g)
26.1	Justin Freeman	6/22/12-8/19/12 (21 g)
23.2	Tony Cingrani	6/27/12-7/13/12 (4 g)
23.0	Deck McGuire	6/24/17-7/9/17 (4 g)
22.1	Curtis Partch	5/29/12-7/6/12 (14 g)
22.0	Tyler Mahle	4/17/17-5/3/17 (4 g)
21.0	Josh A. Smith	5/3/15-7/15/15 (4 g)
21.0	Jose Lopez	7/28/17-8/14/17 (4 g)
19.1	Tim Adleman	8/9-8/20/15 (3 g)
19.0	Josh A. Smith	4/16/13-5/4/13 (4 g)

#### SCORELESS APPEARANCES

26	Lee Hyde	5/21/13-8/31/13 (31.0 IP)
21	Justin Freeman	6/22/12-8/19/12 (26.1 IP)
14	Curtis Partch	5/29/12-7/6/12 (22.1 IP)
14	Josh Simpson	4/10/22-5/18/22 (18.2 IP)
12	Donnie Joseph	4/5/12-5/3/12 (13.0 IP)
12	Alejandro Chacin	4/8/16-5/11/16 (14.1 IP)
11	Kevin Shackelford	4/25/15-5/22/15 (14.1 IP)
11	Patrick Schuster	6/25/15-7/20/15 (9.2 IP)
11	Nick Routt	6/16/16-8/29/16 (13.1 IP)
11	Ryan Mason	4/6/19-5/13/19 (16.1 IP)

### POSITION PLAYERS PITCHING

DATE	PLAYER	IP-H-R-ER-BB-K-HR (FINAL)
7/8/12 vs. MOB	Stephen Hunt	1.0-2-4-4-3-1-1 (L 20-3)
5/4/15 at JXN	Ray Chang	1.0-0-0-0-0-0-0 (L 15-4)
8/19/15 vs. CHA	Ray Chang	1.0-1-1-1-1-0-0 (L 11-0)
9/7/15 vs. MOB	Ray Chang	1.0-0-0-0-0-0-0 (L 4-2)
7/5/16 at MOB	Ray Chang	1.0-0-0-0-0-0-0 (L 10-0)

DATE	PLAYER	IP-H-R-ER-BB-K-HR (FINAL)
7/3/17 vs. MTG	Angelo Gumbs	1.0-1-1-1-1-1-0 (L 13-5)
7/21/17 at MTG	Alberti Chavez	1.0-2-3-3-2-0-0 (L 14-3)
5/9/18 at BIR	Alberti Chavez	1.0-1-3-3-4-1-0 (L 16-3)
6/2/19 vs. JAX	Jordan Gore	0.2-2-0-0-0-0-0 (L 9-6)
6/11/19 at BLX	Jordan Gore	0.1-1-0-0-0-0-0 (L 6-0)

### CYCLES

#### PENSACOLA

Donald Lutz	4/21/14 at JAX (L6, 2B, 2B, 1B, HR, 3B)
-------------	---

#### OPPONENT

Jacob May	8/11/15 vs. BIR (1B, 1-3, 3B, 2B, HR)
P.J. Higgins	9/1/18 at TNS (BB, HR, 2B, 3B, 1B)

### STEALS OF HOME

#### PENSACOLA

Ryan LaMarre	7/6/12 vs. BIR
*Travis Mattair	6/27/14 at CHA
Alex Blandino	8/30/16 vs. JAX
Aristedes Aquino	7/19/18 vs. JAX

#### OPPONENT

Ryan Patterson	4/26/12 at JAX
Andrew Daniel	5/22/17 vs. MOB
Juniel Querecuto	5/18/18 vs. JXN
Anfernee Seymour	6/23/19 at JAX
Thomas Milone	7/11/19 vs. MTG
David Hamilton	9/8/21 vs. BLX
Joey Wiener	4/26/22 at BLX
Brett Wisely	8/25/22 (1) vs. MTG

\* "pure" steal of home; all others double steals



## SINGLE-SEASON BATTING RECORDS

### Games Played

136	Blake Trahan.....	2017
133	Ryan LaMarre.....	2012
132	Gabriel Guerrero.....	2017
132	Josh VanMeter.....	2017
132	Devin Lohman.....	2013
132	Travis Mattair.....	2013
132	Travis Mattair.....	2014
126	Ryan LaMarre.....	2013
126	Shed Long.....	2018
125	Marquez Smith.....	2015

### At-Bats

501	Gabriel Guerrero.....	2017
484	Devin Lohman.....	2013
482	Ryan LaMarre.....	2012
475	Josh VanMeter.....	2017
475	Travis Mattair.....	2013
474	Travis Mattair.....	2014
459	Aristides Aquino.....	2017
455	Blake Trahan.....	2017
452	Shed Long.....	2018
451	Ryan LaMarre.....	2013

### Batting Average (150 AB)

.340	Nick Senzel.....	2017
.333	Ross Perez.....	2014
.326	Tony Renda.....	2016
.315	Kyle Waldrop.....	2014
.314	Josh Fellhauer.....	2012
.307	Bryson Smith.....	2012
.301	Steve Selsky.....	2014
.297	Sebastian Elizalde.....	2016
.295	Trevor Larnach.....	2019
<b>.292</b>	<b>Troy Johnston.....</b>	<b>2022</b>

### Runs

75	Shed Long.....	2018
71	Peyton Burdick.....	2021
71	Phillip Ervin.....	2016
69	Yorman Rodriguez.....	2014
68	Ryan LaMarre.....	2012
<b>66</b>	<b>Paul McIntosh.....</b>	<b>2022</b>
61	Brandon Dixon.....	2016
61	Gabriel Guerrero.....	2017
56	Marquez Smith.....	2015
56	Travis Mattair.....	2014

### Hits

137	Gabriel Guerrero.....	2017
127	Ryan LaMarre.....	2012
125	Jesse Winker.....	2015
121	Josh VanMeter.....	2017
121	Sebastian Elizalde.....	2016
118	Yorman Rodriguez.....	2014
118	Shed Long.....	2018
115	Travis Mattair.....	2013
114	Devin Lohman.....	2013
113	Travis Mattair.....	2014



With a .292 batting average in 2022, Troy Johnston came just a percentage point shy of claiming Pensacola's first batting title in Southern League history.



## SINGLE-SEASON BATTING RECORDS

### Doubles

29	Josh VanMeter.....	2017
27	Travis Mattair.....	2014
25	Tony Renda.....	2016
<b>25</b>	<b>Paul McIntosh.....</b>	<b>2022</b>
24	Gabriel Guerrero.....	2017
24	Jesse Winker.....	2015
24	Zach Vincej.....	2016
23	Marquez Smith.....	2015
23	Brandon Dixon.....	2016
22	7 tied, last JJ Bleday.....	2021

### Triples

9	Jose Siri.....	2018
8	Didi Gregorius.....	2012
6	Aristides Aquino.....	2017
6	Juan Perez.....	2015
5	Jeff Gelalich.....	2016
5	Yorman Rodriguez.....	2014
5	Seth Mejias-Brean.....	2015
5	Bryson Smith.....	2012
5	Billy Hamilton.....	2012
5	Shed Long.....	2018

### Home Runs

<b>24</b>	<b>Griffin Conine.....</b>	<b>2022</b>
23	Peyton Burdick.....	2021
20	Aristides Aquino.....	2018
18	Travis Blankenhorn.....	2019
17	Aristides Aquino.....	2017
17	Juan Duran.....	2014
16	Brandon Dixon.....	2016
13	5x, last <b>Paul McIntosh.....</b>	<b>2022</b>

### Runs Batted In

<b>74</b>	<b>Griffin Conine.....</b>	<b>2022</b>
69	Travis Mattair.....	2014
65	Brandon Dixon.....	2016
57	Gavin LaValley.....	2018
57	Travis Mattair.....	2013
56	Shed Long.....	2018
56	Aristides Aquino.....	2017
55	Jesse Winker.....	2015
55	Aristides Aquino.....	2018
54	3 tied, last JJ Bleday.....	2021

### Total Bases

192	Jesse Winker.....	2015
190	Gabriel Guerrero.....	2017
186	Shed Long.....	2018
184	Travis Blankenhorn.....	2019
183	Travis Mattair.....	2014
182	Aristides Aquino.....	2017
182	Brandon Dixon.....	2016
181	Aristides Aquino.....	2018
<b>180</b>	<b>Griffin Conine.....</b>	<b>2022</b>
176	Peyton Burdick.....	2021

### Stolen Bases

51	Billy Hamilton.....	2012
<b>39</b>	<b>J.D. Orr.....</b>	<b>2022</b>
36	Phillip Ervin.....	2016
30	Ryan LaMarre.....	2012
<b>26</b>	<b>Victor Victor Mesa.....</b>	<b>2022</b>
22	Ryan LaMarre.....	2013
<b>22</b>	<b>Ray-Patrick Didder.....</b>	<b>2022</b>
<b>21</b>	<b>Nasim Nunez.....</b>	<b>2022</b>
19	Shed Long.....	2018
19	TJ Friedl.....	2018

### On-Base (150 AB)

.413	Nick Senzel.....	2017
.410	Steve Selsky.....	2014
.409	Josh Fellhauer.....	2012
.406	Billy Hamilton.....	2012
.391	Rossmel Perez.....	2014
.390	Jesse Winker.....	2015
.387	Trevor Larnach.....	2019
.382	Jaylin Davis.....	2019
<b>.379</b>	<b>Paul McIntosh.....</b>	<b>2022</b>
.376	Peyton Burdick.....	2021

### Slugging (150 AB)

.560	Nick Senzel.....	2017
.517	Kyle Waldrop.....	2014
.495	Beau Mills.....	2012
.474	Jose Siri.....	2018
.474	Travis Blankenhorn.....	2019
.472	Peyton Burdick.....	2021
.472	Brian O'Grady.....	2018
<b>.471</b>	<b>Luis Aviles Jr.....</b>	<b>2022</b>
.467	Tony Renda.....	2016
.465	2x, last <b>Paul McIntosh.....</b>	<b>2022</b>



## SINGLE-SEASON PITCHING RECORDS

### Wins

11	Josh Smith.....	2013
10	Rookie Davis.....	2016
10	Daniel Wright.....	2015
10	Daniel Corcino.....	2014
9	Vladimir Gutierrez.....	2018
9	Seth Varner.....	2018
9	Deck McGuire.....	2017
9	Austin Ross.....	2017
9	Barrett Astin.....	2016
9	Tim Adleman.....	2015

### Earned Run Average (50 IP)

0.89	Nick Routt.....	2016
1.59	Tyler Mahle.....	2017
1.75	Amir Garrett.....	2016
<b>1.77</b>	<b>Jake Eder.....</b>	<b>2021</b>
1.78	Alejandro Chacin.....	2016
1.87	Austin Ross.....	2017
2.12	Tony Cingrani.....	2012
2.20	Chad Rogers.....	2013
2.23	Wirfin Obispo.....	2012
2.26	Barrett Astin.....	2016

### Appearances

57	Justin Freeman.....	2012
56	Drew Hayes.....	2012
52	Alejandro Chacin.....	2016
52	Kyle McMyne.....	2015
52	Drew Hayes.....	2014
51	Jamie Walczak.....	2014
51	Drew Hayes.....	2013
50	Fabian Williamson.....	2014
50	Chris Manno.....	2012
49	Carlos Gonzalez.....	2016

### Games Started

28	Josh Smith.....	2013
28	Daniel Wright.....	2018
27	Vladimir Gutierrez.....	2018
27	Deck McGuire.....	2017
27	Sal Romano.....	2016
27	Daniel Wright.....	2015
26	Keury Mella.....	2017
26	Jackson Stephens.....	2016
26	Tim Adleman.....	2015
26	Robert Stephenson.....	2014

### Innings Pitched

168.0	Deck McGuire.....	2017
160.0	Josh Smith.....	2013
156.0	Sal Romano.....	2016
155.0	Daniel Wright.....	2015
151.1	Daniel Wright.....	2018
151.1	Jackson Stephens.....	2018
150.0	Tim Adleman.....	2015
149.1	Jon Moscot.....	2014
147.0	Vladimir Gutierrez.....	2018
143.2	Daniel Corcino.....	2014

### Saves

30	Alejandro Chacin.....	2016
25	Zack Weiss.....	2015
22	Shane Dyer.....	2014
19	Colton Hock.....	2021
18	Alex Powers.....	2018
17	Trevor Bell.....	2013
16	Jimmy Herget.....	2017
16	Justin Freeman.....	2012
13	Donnie Joseph.....	2012
<b>10</b>	<b>Colton Hock.....</b>	<b>2022</b>

### Holds

13	Nick Routt.....	2016
13	Lee Hyde.....	2013
11	Fabian Williamson.....	2014
11	Drew Hayes.....	2012
10	Patrick Schuster.....	2015
9	Jamie Walczak.....	2013
8	Robinson Leyer.....	2018
8	Ariel Hernandez.....	2017
8	Curtis Partch.....	2012
7	8 tied, last <b>Josh Simpson.....</b>	<b>2022</b>

### Strikeouts

170	Deck McGuire.....	2017
145	Vladimir Gutierrez.....	2018
144	Sal Romano.....	2016
140	Robert Stephenson.....	2014
139	Josh Smith.....	2013
131	Jackson Stephens.....	2016
130	Daniel Wright.....	2015
126	Daniel Corcino.....	2012
117	Daniel Renken.....	2013
113	3 tied, last <b>Max Meyer.....</b>	<b>2021</b>



## SINGLE-SEASON PITCHING RECORDS

### WHIP (50 IP)

0.81	Nick Routt.....	2016
0.87	Tyler Mahle.....	2017
0.91	Wirfin Obispo.....	2012
0.96	Barrett Astin.....	2016
0.96	Justin Freeman.....	2012
0.98	Jake Eder.....	2021
1.01	Luis Castillo.....	2017
<b>1.01</b>	<b>Eli Villalobos.....</b>	<b>2022</b>
1.03	Jose Lopez.....	2017
1.03	Amir Garrett.....	2016

### Opponent Average (50 IP)

.163	Wirfin Obispo.....	2012
<b>.164</b>	<b>Josh Simpson.....</b>	<b>2022</b>
.168	Jake Eder.....	2021
.166	Nick Routt.....	2016
.184	Amir Garrett.....	2016
.189	Jose Lopez.....	2017
.190	Tyler Mahle.....	2017
.192	Tony Cingrani.....	2012
.193	Chad Rogers.....	2013
<b>.193</b>	<b>Eli Villalobos.....</b>	<b>2022</b>

### Strikeouts/9 (50 IP)

<b>14.39</b>	<b>Josh Simpson.....</b>	<b>2022</b>
<b>13.89</b>	<b>Jefry Yan.....</b>	<b>2022</b>
<b>12.72</b>	<b>Eury Perez.....</b>	<b>2022</b>
12.61	Alex Powers.....	2017
12.49	Jake Eder.....	2021
11.77	Zack Weiss.....	2015
11.13	Alejandro Chacin.....	2016
<b>11.01</b>	<b>Eli Villalobos.....</b>	<b>2022</b>
10.92	Carlos Navas.....	2018
10.38	Jamie Walczak.....	2014

### Walks/9 (50 IP)

<b>0.71</b>	<b>A.J. Ladwig.....</b>	<b>2022</b>
0.81	Randy Dobnak.....	2019
1.45	Josh A. Smith.....	2015
1.46	Luis Castillo.....	2017
1.80	Tyler Mahle.....	2017
1.94	Griffin Jax.....	2019
1.96	Sal Romano.....	2016
1.96	Carlos Navas.....	2018
2.12	Justin Freeman.....	2012
2.14	Daniel Wright.....	2018

### Strikeouts/Walks (50 IP)

10.17	Randy Dobnak.....	2019
<b>9.00</b>	<b>A.J. Ladwig.....</b>	<b>2022</b>
6.23	Luis Castillo.....	2017
5.89	Josh A. Smith.....	2015
5.56	Carlos Navas.....	2018
4.86	Zack Weiss.....	2015
4.25	Justin Freeman.....	2012
4.24	Sal Romano.....	2016
<b>4.24</b>	<b>Eury Perez.....</b>	<b>2022</b>
3.84	Barrett Astin.....	2016



On April 22, 2017, Tyler Mahle threw the first perfect game in Blue Wahoos history. He needed just 88 pitches to complete a 1-0 win over the Mobile BayBears.





## CAREER BATTING RECORDS

### Games Played

329	Brodie Greene.....	2012-14
263	Travis Mattair.....	2013-14
259	Ryan LaMarre.....	2012-13
253	Ray Chang.....	2013-16
245	Aristides Aquino.....	2017-18
240	Devin Lohman.....	2013-14
211	Zach Vincej.....	2015-16
205	Alex Blandino.....	2015-17
193	Bryson Smith.....	2012-16
187	2 tied.....	

### Batting Average (350 PA)

.297	Sebastian Elizalde.....	2016
.295	Kyle Waldrop.....	2014-15
.294	Josh Fellhauer.....	2012-14
<b>.294</b>	<b>Troy Johnston.....</b>	<b>2022</b>
.278	Didi Gregorius.....	2012
.277	Gabriel Guerrero.....	2017-18
.271	Jesse Winker.....	2014-15
.269	Ray Chang.....	2013-16
.269	Bryson Smith.....	2012-16
<b>.269</b>	<b>Jerar Encarnacion.....</b>	<b>2021-22</b>

### Runs

123	Ryan LaMarre.....	2012-13
110	Brodie Greene.....	2012-14
108	Travis Mattair.....	2013-14
103	Aristides Aquino.....	2017-18
99	Yorman Rodriguez.....	2013-14
98	Alex Blandino.....	2015-17
88	Shed Long.....	2017-18
87	Ray Chang.....	2013-16
84	Zach Vincej.....	2015-16
84	Jesse Winker.....	2014-15

### Hits

257	Brodie Greene.....	2012-14
238	Ryan LaMarre.....	2012-13
228	Travis Mattair.....	2013-14
196	Aristides Aquino.....	2017-18
195	Devin Lohman.....	2013-14
194	Ray Chang.....	2013-16
188	Yorman Rodriguez.....	2013-14
181	Zach Vincej.....	2015-16
171	Alex Blandino.....	2015-17
170	Bryson Smith.....	2012-16

### Doubles

47	Brodie Greene.....	2012-14
47	Alex Blandino.....	2015-17
42	Travis Mattair.....	2013-14
41	Ryan LaMarre.....	2012-13
40	Aristides Aquino.....	2017-18
39	Josh VanMeter.....	2017-18
38	Ray Chang.....	2013-16
38	Devin Lohman.....	2013-14
36	Juan Duran.....	2014-16
35	Yorman Rodriguez.....	2013-14

### Triples

9	Jose Siri.....	2018
8	Aristides Aquino.....	2017-18
8	Donald Lutz.....	2012-14, 16
8	Bryson Smith.....	2012-16
8	Didi Gregorius.....	2012
7	Ryan Lamarre.....	2012-13
7	Yorman Rodriguez.....	2013-14
7	Shed Long.....	2017-18
7	Seth Mejias-Brean.....	2014-15
6	Juan Duran.....	2014-16

### Home Runs

37	Aristides Aquino.....	2017-18
<b>37</b>	<b>Griffin Conine.....</b>	<b>2021-22</b>
26	Travis Mattair.....	2013-14
23	Peyton Burdick.....	2021
23	Juan Duran.....	2014-16
20	Taylor Sparks.....	2016-18
19	Donald Lutz.....	2012-14, 16
18	Travis Blankenhorn.....	2019
17	Alex Blandino.....	2015-17
<b>17</b>	<b>Jerar Encarnacion.....</b>	<b>2021-22</b>

### Runs Batted In

126	Travis Mattair.....	2013-14
111	Aristides Aquino.....	2017-18
100	Juan Duran.....	2014-16
<b>99</b>	<b>Griffin Conine.....</b>	<b>2021-22</b>
96	Brodie Greene.....	2012-14
91	Gavin LaValley.....	2017-18
86	Alex Blandino.....	2015-17
82	Devin Lohman.....	2013-14
76	Donald Lutz.....	2012-14, 16
76	Bryson Smith.....	2012-16



## CAREER PITCHING RECORDS

### Wins

19	Daniel Wright.....	2015-16, 18
18	Daniel Corcino.....	2012, 14-15
16	Josh A. Smith.....	2013, 15
14	Carlos Gonzalez.....	2014-17
13	Barrett Astin.....	2015-16
13	Tyler Mahle.....	2016-17
12	Tim Adleman.....	2014-15
12	Rookie Davis.....	2016-18
11	Drew Hayes.....	2013-15
11	Robert Stephenson.....	2013-15

### Games

163	Drew Hayes.....	2012-15
117	Carlos Gonzalez.....	2014-17
105	Kyle McMyne.....	2014-16
92	Chris Manno.....	2012-13
79	Alejandro Chacin.....	2016, 18
75	Jamie Walczak.....	2013-14
74	Zack Weiss.....	2015, 17-19
74	Wilkin De La Rosa.....	2012-13
73	Alex Powers.....	2017-18
72	Justin Freeman.....	2012, 14

### Innings Pitched

326.1	Daniel Wright.....	2015-16, 18
288.0	Daniel Corcino.....	2012, 14-15
231.1	Robert Stephenson.....	2013-15
229.0	Tim Adleman.....	2014-15
226.2	Tim Crabbe.....	2012-13
219.0	Keury Mella.....	2017-18
216.0	Josh A. Smith.....	2013, 15
203.1	Drew Hayes.....	2012-15
180.1	Jon Moscot.....	2013-14
180.0	Barrett Astin.....	2015-16

### Saves

36	Alejandro Chacin.....	2016, 18
34	Zack Weiss.....	2015, 17-19
<b>29</b>	<b>Colton Hock.....</b>	<b>2021-22</b>
22	Shane Dyer.....	2014
19	Alex Powers.....	2017-18
18	Justin Freeman.....	2012, 14
17	Trevor Bell.....	2013
16	Jimmy Herget.....	2017
14	Kyle McMyne.....	2014-16
13	Carlos Gonzalez.....	2014-17

### Strikeouts

258	Daniel Wright.....	2015-16, 18
247	Robert Stephenson.....	2013-15
241	Daniel Corcino.....	2012, 14-15
205	Drew Hayes.....	2012-15
196	Keury Mella.....	2017-18
194	Tim Crabbe.....	2012-13
192	Josh A. Smith.....	2013, 15
182	Tim Adleman.....	2014-15
170	Deck McGuire.....	2017
157	Barrett Astin.....	2015-16

### ERA (100.0 IP)

1.87	Austin Ross.....	2017
<b>2.41</b>	<b>Max Meyer.....</b>	<b>2021</b>
2.46	Chad Rogers.....	2012-13, 15
2.71	Tim Adleman.....	2014-15
2.79	Deck McGuire.....	2017
3.10	Michael Lorenzen.....	2013-14, 18
3.11	Tyler Mahle.....	2016-17
3.14	Jon Moscot.....	2013-14
3.21	Josh A. Smith.....	2013, 15
3.33	Jackson Stephens.....	2016

### WHIP (100.0 IP)

1.08	Deck McGuire.....	2017
1.10	Tyler Mahle.....	2016-17
1.13	Seth Varner.....	2018
1.15	Chad Rogers.....	2013-13, 15
1.15	Austin Ross.....	2017
1.19	Tim Adleman.....	2014-15
1.19	Josh A. Smith.....	2013, 15
1.20	Vladimir Gutierrez.....	2018
1.21	Rookie Davis.....	2016-18
1.22	2x, last <b>Jeff Lindgren.....</b>	<b>2021-22</b>

### Strikeouts/9 (100.0 IP)

12.23	Alex Powers.....	2017-2018
10.80	Jamie Walczak.....	2013-14
10.07	Max Meyer.....	2021
<b>9.67</b>	<b>Zach McCambley.....</b>	<b>2021-22</b>
9.60	Robert Stephenson.....	2012, 14-15
9.54	Juan Carlos Sulbaran.....	2012
9.11	Deck McGuire.....	2017
9.07	Drew Hayes.....	2012-15
8.88	Vladimir Gutierrez.....	2018
8.87	Chris Manno.....	2012-13



# 2023 Pensacola Blue Wahoos Media Guide



Entering the new decade, Blue Wahoos fans voted to select a full roster of Blue Wahoos stars from the 2010s to be enshrined on the first ever Blue Wahoos All-Decade Team.

POS	PLAYER	YEARS	POS	PLAYER	YEARS
C	Tucker Barnhart	2012-13	SP	Brusdar Graterol	2019
1B	Travis Mattair	2013-14	SP	Tony Cingrani	2012
2B	Travis Blankenhorn	2019	SP	Tyler Mahle	2016-17
3B	Nick Senzel	2017	SP	Michael Lorenzen	2013-14, 18
SS	Didi Gregorius	2012	SP	Amir Garrett	2016
LF	Jesse Winker	2014-15	RP	Zack Weiss	2015, 17-19
CF	Ryan LaMarre	2012-13	RP	Anthony Vizcaya	2019
RF	Alex Kirilloff	2019	RP	Alejandro Chacin	2016, 18
OF	Aristides Aquino	2017-18	RP	Alex Powers	2017-18
IF	Ray Chang	2013-16	RP	Trevor Bell	2013
IF	Billy Hamilton	2012, 15	MGR	Pat Kelly	2015-17

## 2022 TEAM MISCELLANEOUS STATS

Longest Winning Streak.....	7, 5/10-5/18
Longest Losing Streak.....	5, 9/13-9/17
Largest Margin of Victory.....	9, 10-1, 6/7 at Birmingham
Largest Margin of Defeat.....	13, 19-6, 5/27 vs. Mississippi
Most Runs in a Game.....	13, 8/14 vs. Birmingham
Most Runs in an Inning.....	7, 2x, last 9/9 (1) at Tennessee (6th)
Most Hits in a Game.....	16, 8/5 at Montgomery
Most Runs Allowed in a Game.....	19, 5/27 vs. Mississippi
Most Runs Allowed in an Inning.....	8, 8/25 (1) vs. Montgomery (6th)
Most Hits Allowed in a Game.....	17, 5/27 vs. Mississippi
Most Strikeouts in a Game, Pitching.....	18, 4/29 at Biloxi
Most Innings Pitched, Starter.....	7.1, Bryan Hoeing, 4/17 at Rocket City
Most Strikeouts, Individual Pitcher.....	12, Eury Perez, 4/29 at Biloxi

## LAST TIME IT HAPPENED

Swept A Series.....	May 10-15, 2022 vs. Rocket City (6 games)
Swept In A Series.....	April 8-10, 2022 vs. Biloxi (3 games)
Shutout Opponent.....	September 2, 2022 at Chattanooga (4-0)
Cycle.....	Donald Lutz, April 21, 2014 vs. Jacksonville
2-Homer Game, (Individual).....	Norel Gonzalez, August 26, 2022 vs. Montgomery
3-Homer Game (Individual).....	Never
Grand Slam.....	Norel Gonzalez, September 8, 2022 at Tennessee
Led Off Game w/ Homer.....	Kameron Misner, September 4, 2021 at Montgomery
Back-To-Back Homers.....	Paul McIntosh/Troy Johnston, July 27, 2022 vs. Mississippi
Inside The Park Home Run.....	Ivan De Jesus Jr., August 1, 2019 vs. Birmingham
Walk-Off Home Run.....	Peyton Burdick, June 19, 2021 vs. Montgomery
Walk-Off Hit.....	Jose Devers, August 9, 2022 vs. Birmingham (Two-run single in 9th)
Four Hits.....	Paul McIntosh, September 8, 2022 at Tennessee
Five Hits.....	Bryson Smith, August 11, 2015 vs. Birmingham
Struck Out 10+ (individual).....	Zach McCambley (10), August 12, 2022 vs. Birmingham
Struck Out 15+ (individual).....	Tony Cingrani (15), June 27, 2012 vs Jackson
Perfect Game.....	Tyler Mahle, April 22, 2017 vs. Mobile
No-Hitter.....	Tyler Mahle, April 22, 2017 vs. Mobile
One-Hitter.....	Zach King & Justin Evans, August 17, 2022 (2) at Mississippi



Entering 2023, 121 players had advanced to the Major Leagues through Pensacola. Jeff Lindgren became the 122nd when he debuted on April 3, 2023.

## 2012

Mike Costanzo  
Henry Rodriguez  
Didi Gregorius  
Pedro Villarreal  
Tony Cingrani

Jon Moscot  
Josh Smith  
Keyvius Sampson  
Kyle Waldrop  
Ryan LaMarre

## 2016

Robert Stephenson  
Drew Hayes  
Tim Adleman  
Layne Somsen  
Steve Selsky

Daniel Wright  
Cody Reed  
Patrick Schuster  
Tony Renda  
Wandy Peralta

## 2017

Barrett Astin  
Rookie Davis  
Amir Garrett  
Jesse Winker  
Sal Romano

Phillip Ervin  
Ariel Hernandez

Ben Lively  
Luis Castillo  
Kevin Shackelford  
Jackson Stephens  
Alejandro Chacin  
Tyler Mahle  
Chad Wallach  
Zach Vincej  
Fabio Castillo  
Deck McGuire  
Keury Mella

## 2018

Marcus Walden  
Tanner Rainey  
Alex Blandino  
Zack Weiss  
Brandon Dixon  
Robert Stock  
Jesus Reyes  
Aristedes Aquino  
Blake Trahan  
Gabby Guerrero

Joe Hudson

## 2019

Nick Senzel  
Josh VanMeter  
Shed Long  
Luis Arraez  
Devin Smeltzer

Sean Poppen  
Jimmy Herget  
Cody Stashak  
Brian O'Grady  
Randy Dobnak  
Brusdar Graterol  
Jaylin Davis  
Seth Mejias-Brean  
Jorge Alcala

## 2020

Aaron Whitefield  
Chadwick Tromp  
Lewin Diaz  
Ryan Jeffers  
Brian Navarro  
Robinson Leyer  
Domingo Tapia  
Travis Blankenhorn  
Edwar Colina  
Alex Kirilloff

## 2021

Sam Clay  
Ben Rortvedt  
Trevor Larnach  
Bailey Ober  
Vladimir Gutierrez  
Griffin Jax  
Tony Santillan  
Charlie Barnes

Dusten Knight  
Sean Guenther  
Marcos Diplan  
Edward Cabrera  
Jose Siri  
Jovani Moran  
TJ Friedl  
Nick Fortes

## 2022

Jhoan Duran  
Cole Sands  
Jose Miranda  
Royce Lewis  
Mark Contreras  
Jason Alexander  
Chris Okey  
Aneury Zabala  
Jerar Encarnacion  
Narciso Crook  
Max Meyer  
Caleb Hamilton  
J.J. Bleday  
Brennan Bernardino  
Peyton Burdick  
A.J. Ladwig  
Andrew Nardi  
Bryan Hoeing  
Jeff Lindgren

## SOUTHERN LEAGUE ALL-STARS

**2012 MID-SEASON:** Didi Gregorius, Josh Fellhauer, Ryan LaMarre, Daniel Corcino, J.C. Sulbaran, Joel Guzman, Donnie Joseph, Henry Rodriguez

**2012 POST-SEASON:** Josh Fellhauer

**2013 MID-SEASON:** Tucker Barnhart, Tim Crabbe, Shaun Ellis, Chad Rogers

**2014 MID-SEASON:** Steve Selsky, Rey Navarro, Michael Lorenzen, Robert Stephenson

**2015 MID-SEASON:** Kyle Waldrop, Ray Chang, Tim Adleman, Kyle McMyne, Robert Stephenson, Ryan Wright

**2015 POST-SEASON:** Zack Weiss

**2016 MID-SEASON:** Brandon Dixon, Phillip Ervin, Barrett Astin, Alejandro Chacin, Nick Routt, Jackson Stephens, Amir Garrett, Tony Renda

**2016 POST-SEASON:** Alejandro Chacin

**2017 MID-SEASON:** Joe Hudson, Gabriel Guerrero, Josh VanMeter, Geoff Broussard, Ariel Hernandez, Tyler Mahle, Deck McGuire, Jimmy Herget

**2018 MID-SEASON:** Shed Long, Aristides Aquino, Robinson Leyer, Keury Mella, Alex Towers

**2019 MID-SEASON:** Jaylin Davis, Brusdar Graterol, Griffin Jax, Ryan Mason, Travis Blankenhorn, Caleb Hamilton

**2019 POST-SEASON:** Travis Blankenhorn

**2021 POST-SEASON:** Peyton Burdick, Max Meyer, Jake Eder, Colton Hock

**2022 POST-SEASON:** Troy Johnstn



## All-Time ROSTER

### -A-

Acosta, Melvi (RHP) 2019  
**Adleman, Tim (RHP) 2014-15**  
 Alonzo, Lazaro (IF) 2021  
**Alcala, Jorge (RHP) 2019**  
**Alcantara, Arismendy (IF) 2017**  
**Alexander, Jason (RHP) 2021**  
 Amaral, Beau (OF) 2014-16  
 Ames, Jeff (RHP) 2019  
**Anderson, Bryan (C) 2014**  
 Andrews, Tanner (RHP) 2021  
**Aquino, Aristides (OF) 2017-18**  
**Arraez, Luis (IF) 2019**  
**Astin, Barrett (RHP) 2015-16**  
**Astudillo, Willians (C) 2019**  
**Atilano, Luis (RHP) 2012**  
 Aviles Jr., Luis (IF) 2022

### -B-

**Bailey, Homer (RHP) 2016-17**  
 Banfield, Will (C) 2022  
**Barnes, Charlie (LHP) 2019**  
**Barnhart, Tucker (C) 2012-13**  
**Bell, Trevor (RHP) 2013**  
**Bellatti, Andrew (RHP) 2021**  
**Bender, Anthony (RHP) 2022**  
 Bender, Joel (LHP) 2014-15, 18  
**Bernardino, Brennan (LHP) 2017-18**  
 Berset, Chris (C) 2012-15  
 Bice, Dylan (RHP) 2021-22  
 Black, Sean (RHP) 2014  
**Blandino, Alex (IF) 2015-17**  
**Blankenhorn, Travis (IF) 2019**  
**Bleday, J.J. (OF) 2021**  
 Boulware, Garrett (C) 2017-18  
 Bowe, Theo (OF) 2013  
 Bradshaw, Davis (OF) 2022  
 Bray, Adam (RHP) 2019  
 Brice, Austin (RHP) 2017  
 Broussard, Geoff (RHP) 2017  
 Brown, Cassidy (C) 2018  
**Broxton, Jonathan (RHP) 2014**  
 Buckley, Sean (OF) 2015  
 Bueno, Ronald (IF) 2016  
 Bugg, Parker (RHP) 2022  
**Burdick, Peyton (OF) 2021**  
**Byrd, Marlon (OF) 2015**

### -C-

**Cabrera, Edward (RHP) 2021-22**  
 Canelon, Kevin (LHP) 2018  
 Cantrelle, Hayden (IF) 2022  
**Carroll, Cody (RHP) 2021**  
 Carter, C.J. (RHP) 2021  
**Castillo, Fabio (RHP) 2014**  
**Castillo, Luis (RHP) 2017**  
 Celestino, Miguel (RHP) 2015  
 Cesar, Randy (IF) 2019  
**Chacin, Alejandro (RHP) 2016, 18**  
 Chang, Ray (IF) 2013-16

Chavez, Alberti (IF) 2017-18  
 Chavez, Santiago (C) 2021-22  
 Chen, Pin-Chieh (OF) 2016  
 Cheshire, Jonathan (RHP) 2019  
 China, Chris (C) 2021  
 Chiu, Marcus (IF) 2022  
 Christiani, Nick (RHP) 2015  
**Cingrani, Tony (LHP) 2012**  
 Cisnero, Jose (RHP) 2015  
**Clay, Sam (LHP) 2019**  
**Colina, Edwar (RHP) 2019**  
 Collymore, Malik (OF) 2018  
 Conine, Griffin (OF) 2021-22  
**Contreras, Carlos (RHP) 2013-14**  
**Contreras, Mark (OF) 2019**  
**Corcino, Daniel (RHP) 2012, 14-15**  
**Costanzo, Mike (IF) 2012-13**  
 Costello, Ryan (IF) 2019  
**Cotham, Caleb (RHP) 2016**  
 Crabbe, Tim (RHP) 2012-13  
 Cribbs Jr., Galli (IF) 2021  
 Cronin, Joe (IF) 2019  
**Crook, Narciso (OF) 2018**  
 Cutura, Andro (RHP) 2019

### -D-

Daal, Calten (IF) 2016  
**Davis, Jaylin (OF) 2019**  
 Davis, Michael (IF) 2019  
**Davis, Rookie (RHP) 2016-18**  
**De Jesus, Ivan (IF) 2019**  
 De La Rosa, Wilkin (LHP) 2012-13  
 De La Trinidad, Ernie (OF) 2019  
 De Los Santos, Abel (RHP) 2016  
 De Paula, Jose Rafael (RHP) 2018  
**Dennick, Ryan (LHP) 2013-14**  
**DeSclafani, Anthony (RHP) 2016, 18**  
**Devers, Jose (IF) 2022**  
**Diaz, Lewin (IF) 2019**  
 Didder, Ray-Patrick (IF) 2022  
**Diplan, Marcos (RHP) 2019**  
**Dixon, Brandon (IF) 2016**  
**Dobnak, Randy (RHP) 2019**  
 Doyle, Pat (RHP) 2013  
 Duarte, Jose (C) 2016-17  
**Duran, Jhoan (RHP) 2019**  
 Duran, Juan (OF) 2014-16  
 Durango, Luis (OF) 2013  
 Dyer, Shane (RHP) 2014

### -E-

Eckberg, Tyler (RHP) 2022  
 Eder, Jake (LHP) 2021  
 Ehret, Jake (RHP) 2016-17  
 Elizalde, Sebastian (OF) 2016  
 Ellis, Shaun (RHP) 2013  
**Encarnacion, Jerar (OF) 2021-22**  
 English, Tanner (OF) 2019  
**Ervin, Phil (OF) 2015-16**  
 Evans, Justin (RHP) 2021-22

Ewing, James (IF) 2012

### -F-

**Featherston, Taylor (IF) 2018**  
 Fellhauer, Josh (OF) 2012-14  
**Finnegan, Brandon (LHP) 2017**  
 Fletcher-Vance, Cobie (IF) 2022  
 Fleury, Mark (C) 2012  
**Fortes, Nick (C) 2021**  
 Frazier, Parker (RHP) 2013  
**Freeman, Justin (RHP) 2012, 14**  
**Friedl, TJ (OF) 2018**  
 Fulton, Dax (LHP) 2022

### -G-

Garcia, Robert (LHP) 2022  
**Garrett, Amir (LHP) 2016**  
**Garver, Mitch (C) 2019**  
 Gelalich, Jeff (OF) 2016  
 Gilmartin, Mike (IF) 2013  
**Goeddel, Tyler (OF) 2017**  
**Gonsalves, Stephen (LHP) 2019**  
 Gonzalez, Carlos (RHP) 2014-17  
 Gonzalez, Luis (IF) 2018  
 Gonzalez, Norel (OF) 2022  
 Gonzalez, Yovan (C) 2014-15  
 Gore, Jordan (IF) 2019  
**Graterol, Brusdar (RHP) 2019**  
 Greene, Brodie (IF) 2012-14  
**Gregorius, Didi (IF) 2012**  
 Griffin, Michael (RHP) 2012  
 Grzelakowski, Taylor (C) 2019  
**Guenther, Sean (LHP) 2021**  
 Guerrero, Alberio (RHP) 2021  
**Guerrero, Gabriel (OF) 2017-18**  
 Guillen, Alexander (RHP) 2021  
 Guillon, Ismael (LHP) 2017  
 Gumbs, Angelo (IF) 2017  
 Gustafson, Tim (RHP) 2012  
**Gutierrez, Vladimir (RHP) 2018**  
**Guzman, Joel (IF) 2012**

### -H-

Hackimer, Tom (RHP) 2019  
 Hairston, Devin (IF) 2021-22  
**Hamilton, Billy (IF) 2012, 15**  
**Hamilton, Caleb (C) 2019**  
 Hampton, Lorenzo (OF) 2021  
**Hayes, Drew (RHP) 2012-15**  
**Heisey, Chris (OF) 2013**  
**Hergert, Jimmy (RHP) 2017**  
**Hernandez, Ariel (RHP) 2017-18**  
 Hernandez, Eliezer (RHP) 2021  
**Hill, Koyie (C) 2012**  
 Hock, Colton (RHP) 2021-22  
**Hoeing, Bryan (RHP) 2022**  
 Hollins, Bubba (IF) 2021-22  
 Howard, Nick (RHP) 2018  
 Howell, Blaine (LHP) 2015  
**Hudson, Joe (C) 2016-17**  
 Hunt, Stephen (OF) 2012



## All-Time ROSTER

Hyde, Lee (LHP) 2013-14

-I-

**Iglesias, Raisel (RHP) 2016**

-J-

Jagiello, Eric (IF) 2016-17

**Jax, Griffin (RHP) 2019**

Jay, Tyler (LHP) 2019

**Jeffers, Ryan (C) 2019**

Johnson, Jake (RHP) 2015

Johnson, Stephen (RHP) 2015

Johnston, Troy (IF) 2022

Jones, Thomas (OF) 2022

**Joseph, Donnie (LHP) 2012**

Jozwiak, Chandler (LHP) 2022

Justus, Connor (IF) 2021

-K-

Kennelly, Matt (C) 2013

Kerrigan, Jimmy (OF) 2019

**Kiekhefer, Dean (LHP) 2018**

King, Zach (LHP) 2022

**Kiriloff, Alex (OF) 2019**

Klimesh, Ben (RHP) 2014-15

**Knight, Dusten (RHP) 2019**

Kone, Zack (IF) 2021

Kranson, Mitchell (C) 2019

-L-

**Ladwig, A.J. (RHP) 2022****LaMarre, Ryan (OF) 2012-13**

Landry, Leon (OF) 2017

**Larnach, Trevor (OF) 2019****Latos, Mat (RHP) 2014**

LaValley, Gavin (IF) 2017-18

Leban, Zack (RHP) 2021-22

**Leibbrandt, Brandon (LHP) 2021****Lewis, Royce (IF) 2019****Leyer, Robinson (RHP) 2018****Lindgren, Jeff (RHP) 2021-22****Lively, Ben (RHP) 2014**

Lohman, Devin (IF) 2013-14

**Long, Shed (IF) 2017-18**

Longhi, Nick (OF) 2017-18

Lopez, Jose (RHP) 2017

Lovullo, Nick (IF) 2021

**Lorenzen, Michael (RHP) 2013-14, 18**

Lotzkar, Kyle (RHP) 2012-13

Lujan, Hector (RHP) 2019

**Lutz, Donald (OF) 2012-14, 16**

-M-

Maggi, Drew (IF) 2019

**Magill, Matt (RHP) 2016**

Mahan, Riley (IF) 2021

**Mahle, Tyler (RHP) 2016-17****Maine, Scott (LHP) 2014**

Maldonado, Anthony (RHP) 2021-22

Manno, Chris (LHP) 2012-13

Maron, Cam (C) 2015

**Marson, Lou (C) 2014-15**

Martinez, Juan (LHP) 2018

Martinez, Robinson (RHP) 2022

Mason, Ryan (RHP) 2019

**Mather, Joe (OF) 2013**

Mattair, Travis (IF) 2013-14

McCambley, Zach (RHP) 2021-22

McElroy, C.J. (OF) 2018

**McGuire, Deck (RHP) 2017**

McIntosh, Paul (C) 2022

McInvale, Andrew (RHP) 2021-22

McKenna, Brian (RHP) 2021

McKirahan, Andrew (LHP) 2017

McMyne, Kyle (RHP) 2014-16

Means, Andrew (OF) 2012

Medina, Reydel (OF) 2017

**Mejia, Adalberto (LHP) 2019****Mejias-Brean, Seth (IF) 2014-15****Mella, Keury (RHP) 2017-18**

Mendez, Josan (RHP) 2022

Mercado, Jan (C) 2022

Mercedes, Jorge (RHP) 2022

Mesa Jr., Jose (RHP) 2021

Mesa, Victor Victor (OF) 2021-22

**Mesoraco, Devin (C) 2014, 17****Meyer, Max (RHP) 2021**

Miller, Erik (RHP) 2012

Mills, Beau (IF) 2012

Mincey, Cody (RHP) 2022

**Miranda, Jose (IF) 2019**

Misner, Kameron (OF) 2021

**Mitchell, Bryan (RHP) 2022**

Mitchell, Evan (RHP) 2016, 18

Mitchell, Tevin (OF) 2021

Mitzel, Tyler (RHP) 2021-22

Monteverde, Patrick (LHP) 2022

Moran, Jimmy (RHP) 2015-16

**Moran, Jovani (LHP) 2019**

Morillo, Julio (C) 2015

**Moscot, Jon (RHP) 2013-14****Moya, Gabriel (LHP) 2019**

Muhammad, El'Hajj (RHP) 2016

-N-

**Nance, Tommy (RHP) 2022****Nardi, Andrew (LHP) 2021-22****Navarro, Brian (C) 2019, 2021****Navarro, Rey (IF) 2014**

Navas, Carlos (RHP) 2018

Nay, Mitch (IF) 2018

Nelo, Hector (RHP) 2014

Nicolas, Kyle (RHP) 2021

**Nieto, Adrian (C) 2017**

Nunez, Jhon (C) 2021

Nunez, Nasim (IF) 2022

-O-

**Ober, Bailey, (RHP) 2019**

O'Brien, Mikey (RHP) 2014

**O'Grady, Brian (OF) 2017-18**

Obispo, Wirfin (RHP) 2012

Ogando, Nefi (RHP) 2017

**Okey, Chris (C) 2018****Ondrusek, Logan (RHP) 2013**

Orr, J.D. (OF) 2021-22

Osborne, J.D. (C) 2021-22

-P-

Palacios, Luis (LHP) 2022

Palm, Tyler (RHP) 2019

**Parker, Kyle (OF) 2016****Parra, Manny (LHP) 2013****Partch, Curtis (RHP) 2012-13**

Payano, Victor (LHP) 2018

Peacock, Brian (C) 2012

Pearl, Brian (RHP) 2012-13

**Peralta, Wandy (LHP) 2015-16**

Perez, Eury (RHP) 2022

Perez, Juan (IF) 2012, 15

Perez, Rossmel (C) 2014

Perez, Yordany (OF) 2012

Phillips, Alex (RHP) 2019

Phillips, P.J. (OF) 2012

Pinckard, Brooks (RHP) 2014

**Pino, Yohan (RHP) 2013**

Pobereyko, Matt (RHP) 2021

Pompey, Tristan (OF) 2021

**Poppen, Sean (RHP) 2019**

Portuondo, Carlos (RHP) 2017

Powers, Alex (RHP) 2017-18

Puckett, Brady (RHP) 2022

Puckett, Cody (OF) 2012

-Q-

Quezada, Radhames, RHP (2014)

-R-

Rainey, Tanner (RHP) 2017

**Ramirez, Elvin (RHP) 2014**

Ramirez, Williams (RHP) 2019

**Ravin, Josh (RHP) 2012-13****Reed, Cody (LHP) 2015****Renda, Tony (IF) 2016**

Renken, Daniel (RHP) 2013-14

Reyes, Jesus (RHP) 2017-18

Reynolds, Sean (RHP) 2022

Reynoso, Jonathan (OF) 2017

Rhinehart, Bill (OF) 2012

Rivera, Marcos (IF) 2021

Roberson, Josh (RHP) 2021-22

Rodriguez, Alfredo (IF) 2018

**Rodriguez, Henry (IF) 2012****Rodriguez, Yorman (OF) 2013-14**

Rogers, Chad (RHP) 2012-13, 15

**Rogers, Trevor (LHP) 2022****Rojas, Miguel (IF) 2012****Romano, Sal (RHP) 2015-16****Rortvedt, Ben (C) 2019**

Rose, Jackson (RHP) 2021

Ross, Austin (RHP) 2017

Routt, Nick (LHP) 2016





## All-Time ROSTER

### -S-

Sammons, Bryan (LHP) 2019  
**Sampson, Keyvius (RHP) 2015**  
**Sands, Cole (RHP) 2019**  
**Sanó, Miguel (IF) 2019**  
**Santillan, Tony (RHP) 2018**  
 Schales, Brian (IF) 2019  
**Schebler, Scott (OF) 2018**  
**Schuster, Patrick (LHP) 2015**  
**Selsky, Steve (OF) 2013-14**  
**Senzel, Nick (IF) 2017**  
 Serrano, Mark (RHP) 2012  
**Shackelford, Kevin (RHP) 2015-16, 18**  
 Short, Brandon (OF) 2013  
 Silva, Juan (OF) 2015  
 Silverio, Juan (IF) 2013-14  
 Simpson, Josh (LHP) 2022  
 Sims, Demetrius (IF) 2021-22  
**Siri, Jose (OF) 2018**  
**Skipworth, Kyle (C) 2015-16**  
**Smeltzer, Devin (LHP) 2019**  
 Smith, Bryson (OF) 2012-16  
**Smith, Josh (RHP) 2013, 15**  
 Smith, Marquez (IF) 2013-15  
**Soler, Jorge (OF) 2022**  
**Somsen, Layne (RHP) 2015**  
 Soriano, George (RHP) 2022  
 Sparks, Taylor (IF) 2016-18  
**Stashak, Cody (RHP) 2019**  
**Stephens, Jackson (RHP) 2016**  
**Stephenson, Robert (RHP) 2013-15**  
 Stevens, Tyler (RHP) 2021  
 Stewart, Will (LHP) 2021-22  
**Stock, Robert (RHP) 2017**  
 Strahan, Wyatt (RHP) 2018  
 Sulbaran, Juan Carlos (RHP) 2012  
 Sweet, Daniel (OF) 2018

### -T-

Tanner, Clayton (LHP) 2012  
**Tapia, Domingo (RHP) 2017-18**  
**Trahan, Blake (IF) 2017**  
 Travieso, Nick (RHP) 2016  
**Tromp, Chadwick (C) 2017-18**  
 Twine, Justin (IF) 2021

### -V-

Valor, Humberto (IF) 2013  
 Van Mil, Loek (RHP) 2013  
**VanMeter, Josh (IF) 2017-18**

Varner, Seth (LHP) 2018  
**Vasquez, Andrew (LHP) 2019**  
 Velez, Antonio (LHP) 2021  
 Vicioso, Danny (C) 2013  
 Vidal, David (IF) 2012-13  
 Villalobos, Eli (RHP) 2022  
**Villarreal, Pedro (RHP) 2012**  
**Vincej, Zach (IF) 2015-16**  
 Vizcaya, Anthony (RHP) 2019

### -W-

**Wade, LaMonte (OF) 2019**  
 Walczak, Jamie (RHP) 2013-14  
**Walden, Marcus (RHP) 2015**  
**Waldrop, Kyle (OF) 2014-15**  
**Wallach, Chad (C) 2016**  
**Weiss, Zack (RHP) 2015, 17-19**  
**Whitefield, Aaron (OF) 2019**  
 Williamson, Fabian (LHP) 2014  
 Wimberly, Corey (IF) 2013  
**Winker, Jesse (OF) 2014-15**  
 Wolf, Zach (RHP) 2021  
**Wright, Daniel (RHP) 2015-16, 18**  
 Wright, Ryan (IF) 2014-15

### -Y-

**Yacabonis, Jimmy (RHP) 2022**  
 Yan, Jefry (LHP) 2021-22

### -Z-

**Zabala, Aneurys (RHP) 2022**

**Bold-Major Leaguer**

### MLB REHAB ASSIGNMENTS

DATE(S)	PLAYER
5/13-5/23/13	LHP Manny Parra
4/3-4/6/14	C Devin Mesoraco
4/3-5/14/14	RHP Mat Latos
4/4-4/7/14	RHP Jonathan Broxton
6/17-6/18/15	OF Marlon Byrd
9/5-9/7/15	OF Billy Hamilton
4/23-4/27/16	RHP Anthony DeSclafani
4/26-5/17/16	RHP Homer Bailey
6/11-6/20/16	RHP Raisel Iglesias
6/30-7/27/16	RHP Caleb Cotham
4/6-4/26/17	C Devin Mesoraco
4/7-4/10/17	RHP Austin Brice
6/9-6/13/17	RHP Homer Bailey
6/11-6/20/17	LHP Brandon Finnegan
4/14-4/21/18	RHP Kevin Shackelford
4/16-4/19/18	OF Scott Schebler
5/14-5/23/18	RHP Michael Lorenzen
5/14-5/24/18	RHP Anthony DeSclafani
7/20-8/26/18	RHP Rookie Davis
8/20-8/24/18	OF Scott Schebler
5/3-5/9/19	3B Miguel Sanó
5/28-6/1/19	C Mitch Garver
6/20-7/1/19	LHP Adalberto Mejia
8/15-8/20/19	C Williams Astudillo
8/22-8/27/19	OF LaMonte Wade Jr.
7/31-8/4/21	RHP Elieser Hernandez
7/12-7/15/22	OF Jorge Soler
7/16-7/28/22	RHP Edward Cabrera
7/26-8/2/22	RHP Anthony Bender
7/28-7/30/22	RHP Jimmy Yacabonis
8/9-8/19/22	LHP Trevor Rogers
8/10-8/12/22	RHP Tommy Nance

Miguel Sanó rehabbed in Pensacola on May 3-May 9, 2019, homering and driving in five runs as a Blue Wahoo.



# '23 SCHEDULE

APRIL

SUN	MON	TUE	WED	THU	FRI	SAT
						1
2	3	4	5	6	7 MTG 6:35	8 MTG 6:05
9 MTG 4:05	10	11 BLX 6:35	12 BLX 6:35	13 BLX 6:35	14 BLX 6:35	15 BLX 6:05
16 BLX 1:05	17	18 BIR 6:05	19 BIR 11:00	20 BIR 6:35	21 BIR 6:35	22 BIR 6:05
23 BIR 4:05	24	25 MTG 6:00	26 MTG 11:00	27 MTG 6:35	28 MTG 6:35	29 MTG 6:05
30 MTG 3:33						

MAY

SUN	MON	TUE	WED	THU	FRI	SAT
	1	2 MIS 6:05	3 MIS 11:00	4 MIS 6:35	5 MIS 6:35	6 MIS 6:05
7 MIS 4:05	8	9 BIR 6:05	10 BIR 11:00	11 BIR 7:05	12 BIR 7:05	13 BIR 6:30
14 BIR 4:00	15	16 TNS 6:35	17 TNS 6:35	18 TNS 6:35	19 TNS 6:35	20 TNS 6:05
21 TNS 4:05	22	23 MIS 6:35	24 MIS 6:35	25 MIS 6:35	26 MIS 6:35	27 MIS 6:05
28 MIS 6:05	29	30 BLX 6:35	31 BLX 6:35			

JUNE

SUN	MON	TUE	WED	THU	FRI	SAT
				1 BLX 6:35	2 BLX 6:35	3 BLX 6:05
4 BLX 5:05	5	6 MTG 6:35	7 MTG 6:35	8 MTG 6:35	9 MTG 6:35	10 MTG 6:05
11 MTG 4:05	12	13 MIS 6:35	14 MIS 6:35	15 MIS 6:35	16 MIS 6:35	17 MIS 6:05
18 MIS 4:05	19	20 TNS 6:00	21 TNS 6:00	22 TNS 6:00	23 TNS 6:00	24 TNS 6:00
25 TNS 1:00	26	27	28 MTG 6:35	29 MTG 6:35	30 MTG 6:35	

JULY

SUN	MON	TUE	WED	THU	FRI	SAT
						1 MTG 6:05
2 MTG 3:33	3 MTG 6:05	4 BLX 4:05	5 BLX 6:35	6 BLX 6:35	7 BLX 6:35	8 BLX 6:05
9 BLX 4:05	10	11	12	13	14 BIR 7:05	15 BIR 6:30
16 BIR 4:00	17	18 RCT 6:35	19 RCT 6:35	20 RCT 6:35	21 RCT 6:35	22 RCT 6:05
23 RCT 4:05	24	25 MIS 6:35	26 MIS 6:35	27 MIS 6:35	28 MIS 6:35	29 MIS 6:05
30 MIS 2:05	31					

AUGUST

SUN	MON	TUE	WED	THU	FRI	SAT
		1 BLX 6:35	2 BLX 6:35	3 BLX 6:35	4 BLX 6:35	5 BLX 6:05
6 MTG 4:05	7	8 CHA 6:15	9 CHA 6:15	10 CHA 6:15	11 CHA 6:15	12 CHA 6:15
13 CHA 1:15	14	15 MTG 6:35	16 MTG 6:35	17 MTG 6:35	18 MTG 6:35	19 MTG 6:05
20 MTG 4:05	21	22 BLX 6:35	23 BLX 6:35	24 BLX 6:35	25 BLX 6:35	26 BLX 6:05
27 BLX 5:05	28	29 CHA 6:35	30 CHA 6:35	31 CHA 6:35		

SEPTEMBER

SUN	MON	TUE	WED	THU	FRI	SAT
					1 CHA 6:35	2 CHA 6:05
3 CHA 4:05	4	5 RCT 6:05	6 RCT 11:05	7 RCT 6:35	8 RCT 6:35	9 RCT 6:35
10 RCT 2:35	11	12 MIS 6:35	13 MIS 6:35	14 MIS 6:35	15 MIS 6:35	16 MIS 6:05
17 MIS 4:05	18	19	20	21	22	23
24	25	26	27	28	29	30

